

RIESE & MÜLLER

2020

Denmark

Models ₄

Philosophy ₆ E-Bikes ₁₀ E-Cargo ₄₆ Compact and Folding Bikes ₅₄

Responsibility ₅₈

Issued January 2020

Delivery is subject to the General Terms and Conditions of Riese & Müller GmbH. Sale prices are non-binding recommended prices. This price list supersedes all previous price lists from 01/01/2020 onwards. Valid until 16/08/2020.

The specifications represent the state of knowledge at the time of printing. The current specifications are available on the Internet: www.r-m.de.

We are Riese & Müller.

Riese & Müller has been actively shaping the mobility of the future for over 26 years. Every year we have taken our E-Bikes to new levels, making them safer and more durable. Every Riese & Müller model is a concept for a specific purpose. Each one has a distinct character with individual design options to meet the specific needs of riders. We are working today on the mobility of tomorrow and therefore taking responsibility for a future worth living in. We remain true to ourselves and act with conviction in a fast-growing market.

On the following pages, you will discover the latest generation of our E-Bikes and learn more about our philosophy and values.

Configure your own personal Riese & Müller bike at www.r-m.de.

#futuremobility





Philosophy

We want you to enjoy riding your Riese & Müller E-Bike. It should play a meaningful role in your life.

Purpose

Every Riese & Müller E-bike represents a precisely developed concept for a specific purpose. This involves the never-ending quest for good solutions for your everyday mobility. It also requires passion, perfection and conviction. Our goal is to make our products so good that you delight in using your E-Bike and increasingly forgo using your car.

Safety

You need to feel safe and confident when riding in any weather and on all surfaces. At Riese & Müller, we strive to develop E-Bikes that maximize a rider's safety on the bike and in all traffic conditions.

The pursuit of stable, safe, and dynamic riding is the basis of our E-Bike models. We have an ideal model for virtually any purpose. They are all highly rigid and stable for greater riding safety and dynamics, even at high speeds and on poor surfaces. That's exactly what distinguishes the powerful riding experience of a Riese & Müller E-Bike.

For those who prioritise technology and safety, our top models Homage, Culture, Delite, Superdelite, Load, and of course the Birdy are equipped with **Riese & Müller Control Technology**.

The active rear swing arm, optimised front wheel suspension and the suspended luggage carrier forms the basis of the Riese & Müller Control Technology. The Control Technology increases contact between tyres and the road to maximize safety at high speeds, during sporty rides and much improved traction in tricky situations.

Vibrations and hard knocks like those experienced on cobbles or kerbs are simply smoothed out. Your luggage is also protected by the suspended luggage carrier. Since it is securely attached to the main frame, your luggage is cushioned too. This increases riding safety and road holding, even with heavy loads. The Control Technology's suspension system responds with extreme sensitivity, offering top-class suspension comfort. The result is powerful propulsion and sporty riding without jeopardising safety or any loss of energy.



Long service life

The optional **Bosch eBike ABS** complements the Control Technology thereby increasing the safety and riding dynamics of our E-Bikes. The Bosch eBike ABS uses an intelligent system to prevent the front wheel from locking.

Lighting is an important component that significantly increases safety. We always rely on the highest-quality **lighting systems** from Busch & Müller and Supernova. The Supernova M99 Mini headlight sets new standards and is now available in many models. An impressive 1,250 lumens lights up roads in a way that previously only car headlamps could manage. As with a car, the M99 allows both high and low beams.

Safety also means having enough battery capacity to reach your destination. Many models are therefore available with **DualBattery Technology**. Two 500 Wh batteries ensure a long range and require recharging less often for more convenience.

Many of our customers ride thousands of kilometres a year with their Riese & Müller E-Bikes whether regularly to work, on day-to-day routes or long tours. Our bikes are robust, low-maintenance and made to last. Our top priority is to keep workshop visits as infrequent and as short as possible.

We always use motors from **Bosch eBike Systems**. In addition to perfect performance, the industry leader is unrivalled when it comes to innovation, reliability and durability. Bosch motors are low-maintenance. Carefree riding enjoyment, even abroad, is guaranteed by a comprehensive network of specialist retailer workshops and trained personnel. We work closely as a partner to Bosch to constantly improve the system. Our E-Bikes are powered by state-of-the-art Bosch lithium-ion batteries.

We also work with our suppliers on using low-wearing parts so that you have long-term use of them. In many models, for instance, we install a robust and easy-care belt drive from Gates. In addition, very low-maintenance hub gears are fitted, such as the continuous Enviolo 380 or the now legendary Rohloff Speedhub 14-speed gear hub with electronic shiftinggear shift activation unit.



Simplicity

Riese & Müller's E-Bikes are characterised by a powerful riding experience and wide range of uses. They therefore have a distinct, technological and minimalist design that integrates seamlessly into your lifestyle.

Superdelite

Designed for longer distances: the Superdelite with Control Technology. Total safety, total dynamics and 1,000 Wh of total power: all part of the standard equipment.



Superdelite GT rohloff HS / tundra grey matt / Δ 51 cm
Optional equipment: GX option, Fox air suspension, Kiox cockpit, front carrier



Superdelite GT touring / warm silver matt / Δ 51 cm

Specifications

- ✂ 47, 51, 56
- △ tundra grey matt
- △ warm silver matt

All models are equipped as standard with the folding lock Abus Bordo Alarm 6000A, 90 cm.

Superdelite GT touring

- ⊕ Bosch Performance Line CX (Gen4)
- ⊖ Bosch PowerTube DualBattery 1000
- ⊞ Bosch Intuvia
- ⊏ Suntour Aion
- ⊞ Suntour RS-19
- ↕ Shimano Deore XT, 11-speed
- ⊗ Magura MT5/MT4
- ⊙ Schwalbe Super Moto-X 62-584
- ⊞ Supernova M99 Mini Pro-25
- ⊞ 31,6 kg (without lock)
- ↔ 2,00–8,36 m
- ↔ 54.300,00 DKK

Superdelite GT vario

- ⊕ Bosch Performance Line CX (Gen4)
- ⊖ Bosch PowerTube DualBattery 1000
- ⊞ Bosch Intuvia
- ⊏ Suntour Aion
- ⊞ Suntour RS-19
- ↕ Enviolo 380 R&M Custom
- ⊖ Gates drive belt CDX
- ⊗ Magura MT5/MT4
- ⊙ Schwalbe Super Moto-X 62-584
- ⊞ Supernova M99 Mini Pro-25
- ⊞ 32,6 kg (without lock)
- ↔ 2,51–9,54 m
- ↔ 56.700,00 DKK

Superdelite GT rohloff

- ⊕ Bosch Performance Line CX (Gen4)
- ⊖ Bosch PowerTube DualBattery 1000
- ⊞ Bosch Intuvia
- ⊏ Suntour Aion
- ⊞ Suntour RS-19
- ↕ Rohloff Speedhub E14, 14-speed
- ⊖ Gates drive belt CDX
- ⊗ Magura MT5/MT4
- ⊙ Schwalbe Super Moto-X 62-584
- ⊞ Supernova M99 Mini Pro-25
- ⊞ 32,1 kg (without lock)
- ↔ 1,90–10,15 m
- ↔ 66.600,00 DKK

Superdelite GT touring HS*

- ⊕ Bosch Performance Line Speed (Gen4)
- ⊖ Bosch PowerTube DualBattery 1000
- ⊞ Bosch Intuvia
- ⊏ Suntour Aion
- ⊞ Suntour RS-19
- ↕ Shimano Deore XT, 11-speed
- ⊗ Magura MT5/MT4
- ⊙ Schwalbe Super Moto-X 62-584
- ⊞ Supernova M99 Mini Pro-45
- ⊞ 31,8 kg (without lock)
- ↔ 2,29–9,56 m
- ↔ 57.600,00 DKK

Superdelite GT vario HS*

- ⊕ Bosch Performance Line Speed (Gen4)
- ⊖ Bosch PowerTube DualBattery 1000
- ⊞ Bosch Intuvia
- ⊏ Suntour Aion
- ⊞ Suntour RS-19
- ↕ Enviolo 380 R&M Custom
- ⊖ Gates drive belt CDX
- ⊗ Magura MT5/MT4
- ⊙ Schwalbe Super Moto-X 62-584
- ⊞ Supernova M99 Mini Pro-45
- ⊞ 32,8 kg (without lock)
- ↔ 2,51–9,54 m
- ↔ 60.000,00 DKK

Superdelite GT rohloff HS*

- ⊕ Bosch Performance Line Speed (Gen4)
- ⊖ Bosch PowerTube DualBattery 1000
- ⊞ Bosch Intuvia
- ⊏ Suntour Aion
- ⊞ Suntour RS-19
- ↕ Rohloff Speedhub E14, 14-speed
- ⊖ Gates drive belt CDX
- ⊗ Magura MT5/MT4
- ⊙ Schwalbe Super Moto-X 62-584
- ⊞ Supernova M99 Mini Pro-45
- ⊞ 32,3 kg (without lock)
- ↔ 1,90–10,15 m
- ↔ 69.900,00 DKK

Options

- ⊞ Kiox cockpit 1.240,00 DKK
Adjustable stem with integrated Kiox display
- ⊞ SmartphoneHub cockpit 1.240,00 DKK
Adjustable stem with integrated SmartphoneHub, not for ABS, rohloff and HS models
- ⊙ ABS 4.110,00 DKK
Includes integrated cockpit, not for rohloff models, not in combination with Fox, SmartphoneHub, front carrier, GX option
- ⊙ GX option 1.650,00 DKK
140 mm travel, Fat Tire All-Terrain, dropper post, Ergon saddle, flat pedals, Ergon grips with bar ends, not in combination with ABS, pannier rack
- ⊞ Fox air suspension 4.940,00 DKK
Fork Fox Float 34 Performance Boost/rear shock
Fox DPS, for GT models 100 mm travel, for GX option 140 mm travel, not in combination with ABS
- ⊞ Pannier rack 0,00 DKK
Allows attachment of light panniers, not in combination with GX option, can be selected at no extra cost
- ⊞ Front carrier 830,00 DKK
With loading surface, not in combination with ABS

Technical approvals

- Gross vehicle weight capacity: 140 kg
- Carrier: 20 kg
- Pannier rack: 5 kg / side
- Front carrier: 5 kg
- Handlebar bag, basket: – / 5 kg ³
- Trailer approved singletrack: –
- Trailer approved dualtrack: yes ²
- Bike-Trailer: –
- Children seat approved: yes, max. 15 kg ⁵



r-m.de/superdelite

Superdelite mountain

The Superdelite mountain with Control Technology is the ultimate E-mountain bike: high-spec components from front to back wheel, excellent riding characteristics on all terrains.



Superdelite mountain rohloff / warm silver matt / Δ 51 cm



Superdelite mountain touring / tundra grey matt / Δ 47 cm

Specifications

- 47, 51, 56
- tundra grey matt
- warm silver matt

Superdelite mountain touring

- Bosch Performance Line CX (Gen4)
- Bosch PowerTube DualBattery 1000
- Bosch Kiox
- Fox Float 36 Performance
- Fox Float DPS Performance
- Shimano Deore XT, 11-speed
- Magura MT5/MT4
- Schwalbe Hans Dampf 70-584
- Supernova M99 Mini Pro-25
- 28,6 kg
- 1,74–7,91 m
- 59.200,00 DKK

Superdelite mountain rohloff

- Bosch Performance Line CX (Gen4)
- Bosch PowerTube DualBattery 1000
- Bosch Kiox
- Fox Float 36 Performance
- Fox Float DPS Performance
- Rohloff Speedhub E14, 14-speed
- Gates drive belt CDX
- Magura MT5/MT4
- Schwalbe Hans Dampf 70-584
- Supernova M99 Mini Pro-25
- 29,1 kg
- 1,57–8,40 m
- 72.400,00 DKK

Options

- SmartphoneHub 1.240,00 DKK
Not for rohloff model
- Front carrier 830,00 DKK
With loading surface
- Carrier 1.650,00 DKK
- Abus Bordo Alarm 6000A,
90 cm folding lock 1.150,00 DKK

Technical approvals

- Gross vehicle weight capacity: 140 kg
- Carrier: 20 kg
- Front carrier: 5 kg
- Handlebar bag, basket: 5 kg
- Trailer approved singletrack: –
- Trailer approved dualtrack: yes
- Bike-Trailer: –
- Children seat approved: –



r-m.de/superdelite-mountain

Delite

Redesign of a Riese & Müller icon. Daily commutes, bumpy forest trails or steep ascents – every trip has its own unique challenges. The Delite with Control Technology is able to handle everything.



Delite GT vario / urban grey matt / Δ 51 cm
Optional equipment: Kiox cockpit, pannier rack



Delite GT rohloff / chili matt / Δ 51 cm
Optional equipment: GX option

Specifications

- 47, 51, 56
- urban grey matt
- chili matt

All models are equipped as standard with the folding lock Abus Bordo Alarm 6000A, 90 cm.

Delite GT touring

- Bosch Performance Line CX (Gen4)
- Bosch PowerTube 500
- Bosch Intuvia
- Suntour Aion
- Suntour RS-19
- Shimano Deore XT, 11-speed
- Magura MT5/MT4
- Schwalbe Super Moto-X 62-584
- Supernova M99 Mini Pro-25
- 28,5 kg (without lock)
- 2,00–8,36 m
- 46.100,00 DKK

Delite GT vario

- Bosch Performance Line CX (Gen4)
- Bosch PowerTube 500
- Bosch Intuvia
- Suntour Aion
- Suntour RS-19
- Enviolo 380 R&M Custom
- Gates drive belt CDX
- Magura MT5/MT4
- Schwalbe Super Moto-X 62-584
- Supernova M99 Mini Pro-25
- 29,5 kg (without lock)
- 2,51–9,54 m
- 48.500,00 DKK

Delite GT rohloff

- Bosch Performance Line CX (Gen4)
- Bosch PowerTube 500
- Bosch Intuvia
- Suntour Aion
- Suntour RS-19
- Rohloff Speedhub E14, 14-speed
- Gates drive belt CDX
- Magura MT5/MT4
- Schwalbe Super Moto-X 62-584
- Supernova M99 Mini Pro-25
- 29,0 kg (without lock)
- 1,90–10,15 m
- 58.400,00 DKK

Delite GT touring HS*

- Bosch Performance Line Speed (Gen4)
- Bosch PowerTube 500
- Bosch Intuvia
- Suntour Aion
- Suntour RS-19
- Shimano Deore XT, 11-speed
- Magura MT5/MT4
- Schwalbe Super Moto-X 62-584
- Supernova M99 Mini Pro-45
- 28,7 kg (without lock)
- 2,29–9,56 m
- 49.400,00 DKK

Delite GT vario HS*

- Bosch Performance Line Speed (Gen4)
- Bosch PowerTube 500
- Bosch Intuvia
- Suntour Aion
- Suntour RS-19
- Enviolo 380 R&M Custom
- Gates drive belt CDX
- Magura MT5/MT4
- Schwalbe Super Moto-X 62-584
- Supernova M99 Mini Pro-45
- 29,7 kg (without lock)
- 2,51–9,54 m
- 51.800,00 DKK

Delite GT rohloff HS*

- Bosch Performance Line Speed (Gen4)
- Bosch PowerTube 500
- Bosch Intuvia
- Suntour Aion
- Suntour RS-19
- Rohloff Speedhub E14, 14-speed
- Gates drive belt CDX
- Magura MT5/MT4
- Schwalbe Super Moto-X 62-584
- Supernova M99 Mini Pro-45
- 29,2 kg (without lock)
- 1,90–10,15 m
- 61.700,00 DKK

Options

- Kiox cockpit 1.240,00 DKK
Adjustable stem with integrated Kiox display
- SmartphoneHub cockpit 1.240,00 DKK
Adjustable stem with integrated SmartphoneHub, not for ABS, rohloff and HS models
- ABS 4.110,00 DKK
Includes integrated cockpit, not for rohloff models, not in combination with Fox, SmartphoneHub, front carrier, GX option
- GX option 1.650,00 DKK
140 mm travel, Fat Tire All-Terrain, dropper post, Ergon saddle, flat pedals, Ergon grips with bar ends, not in combination with ABS, pannier rack
- Fox air suspension 4.940,00 DKK
Fork Fox Float 34 Performance Boost/rear shock
Fox DPS, for GT models 100 mm travel, for GX option 140 mm travel, not in combination with ABS
- Pannier rack 0,00 DKK
Allows attachment of light panniers, not in combination with GX option, can be selected at no extra cost
- Front carrier 830,00 DKK
With loading surface, not in combination with ABS

Technical approvals

- Gross vehicle weight capacity: 140 kg
- Carrier: 20 kg
- Pannier rack: 5 kg / side
- Front carrier: 5 kg
- Handlebar bag, basket: – / 5 kg ³
- Trailer approved singletrack: –
- Trailer approved dualtrack: yes ²
- Bike-Trailer: –
- Children seat approved: yes, max. 15 kg ⁵



r-m.de/delite

Delite mountain

Head out of the town and into adventure: sprint up steep mountains, master rocky trails, safely overcome bumpy descents. This is where the Delite mountain with Control Technology comes into its own.



Delite mountain touring / chili matt / ⚙ 51 cm
Optional equipment: SmartphoneHub



Delite mountain rohloff / urban grey matt / ⚙ 47 cm

Specifications

- 47, 51, 56
- urban grey matt
- chili matt

Delite mountain touring

- Bosch Performance Line CX (Gen4)
- Bosch PowerTube 500
- Bosch Kiox
- Fox Float 36 Performance
- Fox Float DPS Performance
- Shimano Deore XT, 11-speed
- Magura MT5/MT4
- Schwalbe Hans Dampf 70-584
- Supernova M99 Mini Pro-25
- 25,5 kg
- 1,74–7,91 m
- 49.400,00 DKK

Delite mountain rohloff

- Bosch Performance Line CX (Gen4)
- Bosch PowerTube 500
- Bosch Kiox
- Fox Float 36 Performance
- Fox Float DPS Performance
- Rohloff Speedhub E14, 14-speed
- Gates drive belt CDX
- Magura MT5/MT4
- Schwalbe Hans Dampf 70-584
- Supernova M99 Mini Pro-25
- 26,0 kg
- 1,57–8,40 m
- 64.100,00 DKK

Options

- SmartphoneHub 1.240,00 DKK
Not for rohloff model
- Front carrier 830,00 DKK
With loading surface
- Carrier 1.650,00 DKK
- Abus Bordo Alarm 6000A,
90 cm folding lock 1.150,00 DKK

Technical approvals

- Gross vehicle weight capacity: 140 kg
- Carrier: 20 kg
- Front carrier: 5 kg
- Handlebar bag, basket: – / 5 kg³
- Trailer approved singletrack: –
- Trailer approved dualtrack: yes²
- Bike-Trailer: –
- Children seat approved: –



r-m.de/delite-mountain

Homage

Life in the city is constantly moving. The Homage with Control Technology is designed to be one of the frontrunners in total relaxation. Thanks to the ingenious frame geometry, you can quickly get on your bike whenever you want.



Homage GT vario / electric red metallic / Δ 58 cm



Homage GT touring HS / deepsea blue metallic / Δ 49 cm
Optional equipment: DualBattery 1000, ABS

Specifications

- 49, 54, 58
- deepsea blue metallic
- electric red metallic

Homage GT touring

- Bosch Performance Line CX (Gen2)
- Bosch PowerTube 500
- Bosch Intuvia
- Suntour Aion
- X-Fusion O2
- Shimano Deore XT, 11-speed
- Magura MT4
- Schwalbe Super Moto-X 62-584
- Supernova M99 Mini Pro-25
- 28,5 kg (without lock)
- 2,14–8,96 m
- 41.100,00 DKK

Homage GT vario

- Bosch Performance Line CX (Gen2)
- Bosch PowerTube 500
- Bosch Intuvia
- Suntour Aion
- X-Fusion O2
- Enviolo 380 R&M Custom
- Gates drive belt CDX
- Magura MT4
- Schwalbe Super Moto-X 62-584
- Supernova M99 Mini Pro-25
- 29,5 kg (without lock)
- 2,54–9,66 m
- 43.600,00 DKK

Homage GT rohloff

- Bosch Performance Line CX (Gen2)
- Bosch PowerTube 500
- Bosch Intuvia
- Suntour Aion
- X-Fusion O2
- Rohloff Speedhub E14, 14-speed
- Gates drive belt CDX
- Magura MT4
- Schwalbe Super Moto-X 62-584
- Supernova M99 Mini Pro-25
- 29,0 kg (without lock)
- 1,66–8,84 m
- 53.500,00 DKK

Homage GT touring HS*

- Bosch Performance Line Speed (Gen2)
- Bosch PowerTube 500
- Bosch Intuvia
- Suntour Aion
- X-Fusion O2
- Shimano Deore XT, 11-speed
- Magura MT4
- Schwalbe Super Moto-X 62-584
- Supernova M99 Mini Pro-45
- 28,7 kg (without lock)
- 2,38–9,95 m
- 44.400,00 DKK

Homage GT vario HS*

- Bosch Performance Line Speed (Gen2)
- Bosch PowerTube 500
- Bosch Intuvia
- Suntour Aion
- X-Fusion O2
- Enviolo 380 R&M Custom
- Gates drive belt CDX
- Magura MT4
- Schwalbe Super Moto-X 62-584
- Supernova M99 Mini Pro-45
- 29,7 kg (without lock)
- 2,54–9,66 m
- 46.900,00 DKK

Homage GT rohloff HS*

- Bosch Performance Line Speed (Gen2)
- Bosch PowerTube 500
- Bosch Intuvia
- Suntour Aion
- X-Fusion O2
- Rohloff Speedhub E14, 14-speed
- Gates drive belt CDX
- Magura MT4
- Schwalbe Super Moto-X 62-584
- Supernova M99 Mini Pro-45
- 29,2 kg (without lock)
- 1,74–9,30 m
- 56.700,00 DKK

Options

- Display Kiox 830,00 DKK
- SmartphoneHub 830,00 DKK
Not for ABS, rohloff and HS models
- DualBattery 1000 7.400,00 DKK
Additional Bosch PowerPack 500
- ABS 4.110,00 DKK
Not for rohloff models,
not in combination with SmartphoneHub
- GX option 420,00 DKK
Fat Tire All-Terrain, flat pedals, Ergon grips
with bar ends

Technical approvals

- Gross vehicle weight capacity: 140 kg
- Carrier: 20 kg
- Handlebar bag, basket: – / 3 kg³
- Trailer approved singletrack: –
- Trailer approved dualtrack: yes
- Bike-Trailer: yes
- Children seat approved: yes⁵



r-m.de/homage

Culture GT

The Culture GT with Control Technology is a city E-bike with the driving dynamics of a sporty mountain bike. It convinces with an improved rear swing arm and a battery that is completely integrated into the frame and can be conveniently removed.



Culture GT touring / urban silver metallic / Δ 54 cm

Specifications

- 49, 54, 58
- urban silver metallic

Culture GT touring

- Bosch Performance Line CX (Gen2)
- Bosch PowerTube 500
- Bosch Intuvia
- Suntour XCR32
- X-Fusion Glyde
- Shimano Deore XT, 11-speed
- Magura MT4
- Schwalbe Almotion 55-584
- Busch & Müller Lumotec IQ-XS
- 28,7 kg (without lock)
- 2,18–8,31 m
- 37.800,00 DKK

Culture GT vario

- Bosch Performance Line CX (Gen2)
- Bosch PowerTube 500
- Bosch Intuvia
- Suntour XCR32
- X-Fusion Glyde
- Enviolo 380 R&M Custom
- Gates drive belt CDX
- Magura MT4
- Schwalbe Almotion 55-584
- Busch & Müller Lumotec IQ-XS
- 29,7 kg (without lock)
- 2,50–9,48 m
- 41.100,00 DKK

Options

- SmartphoneHub 830,00 DKK

Technical approvals

- Gross vehicle weight capacity: 140 kg
- Carrier: 20 kg
- Front carrier: 3 kg
- Trailer approved singletrack: –
- Trailer approved dualtrack: yes
- Bike-Trailer: yes
- Children seat approved: yes ⁵



r-m.de/culture-gt

Culture

There's something special about mounting the Culture. There are good reasons why it's a Riese & Müller classic. Superlative comfort comes in the form of the low step-through and the Control Technology.

Specifications

- 47, 55
- iceblue matt
- electric red metallic
- white

Culture city rücktritt

- Bosch Active Line (Gen2)
- Bosch PowerPack 500
- Bosch Intuvia
- RST Omega TNL
- X-Fusion Glyde
- Shimano Nexus, 8-speed, coaster brake
- Magura HS22
- Schwalbe Energizer Plus 47-559
- Busch & Müller Lumotec IQ-X E
- 27,3 kg
- 2,69–8,24 m
- 34.600,00 DKK

Culture vario

- Bosch Performance Line CX (Gen2)
- Bosch PowerPack 500
- Bosch Intuvia
- RST Omega TNL
- X-Fusion Glyde
- Enviolo 380 R&M Custom
- Gates drive belt CDX
- Magura HS22
- Schwalbe Energizer Plus 47-559
- Busch & Müller Lumotec IQ-X E
- 28,2 kg
- 2,34–8,88 m
- 38.700,00 DKK

Culture automatic

- Bosch Performance Line CX (Gen2)
- Bosch PowerPack 500
- Bosch Intuvia
- RST Omega TNL
- X-Fusion Glyde
- NuVinci H-Sync N380
- Gates drive belt CDX
- Magura HS22
- Schwalbe Energizer Plus 47-559
- Busch & Müller Lumotec IQ-X E
- 28,2 kg
- 2,34–8,88 m
- 41.100,00 DKK

Technical approvals

- Gross vehicle weight capacity: 140 kg
- Carrier: 20 kg
- Handlebar bag, basket: 3 kg
- Trailer approved singletrack: –
- Trailer approved dualtrack: yes
- Bike-Trailer: yes
- Children seat approved: yes ⁵



r-m.de/culture



Culture city rücktritt / iceblue matt / 47 cm



Culture vario / electric red metallic / 55 cm



Culture automatic / white / 47 cm

Supercharger2

The Supercharger2 will take you there – no matter how far the destination. Whether a daily commute with only occasional battery charging, extended or spontaneous extra trips.



Supercharger2 GT vario / curry matt / Δ 53 cm



Supercharger2 GT touring / warm silver matt / Δ 49 cm
Optional equipment: GX option, SmartphoneHub cockpit, front carrier

Specifications

- 46, 49, 53
- curry matt
- warm silver matt

All models are equipped as standard with the folding lock Abus Bordo 6000, 90 cm.

Supercharger2 GT touring

- Bosch Performance Line CX (Gen4)
- Bosch PowerTube DualBattery 1000
- Bosch Intuvia
- Suntour Aion
- Shimano Deore XT, 11-speed
- Magura MT5/MT4
- Schwalbe Super Moto-X 62-584
- Busch & Müller Lumotec IQ-X E
- 29,9 kg (without lock)
- 2,00–8,36 m
- 46.100,00 DKK

Supercharger2 GT vario

- Bosch Performance Line CX (Gen4)
- Bosch PowerTube DualBattery 1000
- Bosch Intuvia
- Suntour Aion
- Enviolo 380 R&M Custom
- Gates drive belt CDX
- Magura MT5/MT4
- Schwalbe Super Moto-X 62-584
- Busch & Müller Lumotec IQ-X E
- 30,9 kg (without lock)
- 2,51–9,54 m
- 48.500,00 DKK

Supercharger2 GT rohloff

- Bosch Performance Line CX (Gen4)
- Bosch PowerTube DualBattery 1000
- Bosch Intuvia
- Suntour Aion
- Rohloff Speedhub E14, 14-speed
- Gates drive belt CDX
- Magura MT5/MT4
- Schwalbe Super Moto-X 62-584
- Supernova M99 Mini Pro-25
- 30,4 kg (without lock)
- 1,74–9,30 m
- 59.200,00 DKK

Supercharger2 GT touring HS*

- Bosch Performance Line Speed (Gen4)
- Bosch PowerTube DualBattery 1000
- Bosch Intuvia
- Suntour Aion
- Shimano Deore XT, 11-speed
- Magura MT5/MT4
- Schwalbe Super Moto-X 62-584
- Busch & Müller Lumotec IQ-X E (HS)
- 30,1 kg (without lock)
- 2,29–9,56 m
- 49.400,00 DKK

Supercharger2 GT vario HS*

- Bosch Performance Line Speed (Gen4)
- Bosch PowerTube DualBattery 1000
- Bosch Intuvia
- Suntour Aion
- Enviolo 380 R&M Custom
- Gates drive belt CDX
- Magura MT5/MT4
- Schwalbe Super Moto-X 62-584
- Busch & Müller Lumotec IQ-X E (HS)
- 31,1 kg (without lock)
- 2,51–9,54 m
- 51.800,00 DKK

Supercharger2 GT rohloff HS*

- Bosch Performance Line Speed (Gen4)
- Bosch PowerTube DualBattery 1000
- Bosch Intuvia
- Suntour Aion
- Rohloff Speedhub E14, 14-speed
- Gates drive belt CDX
- Magura MT5/MT4
- Schwalbe Super Moto-X 62-584
- Supernova M99 Mini Pro-45
- 30,6 kg (without lock)
- 1,74–9,30 m
- 62.500,00 DKK

Options

- Kiox cockpit 1.240,00 DKK
Adjustable stem with integrated Kiox display
- SmartphoneHub cockpit 1.240,00 DKK
Adjustable stem with integrated SmartphoneHub, not for rohloff and HS models
- GX option 420,00 DKK
Fat Tire All-Terrain, flat pedals, Ergon grips with bar ends, not in combination with Heavy-Duty-Package
- Heavy-Duty-Package 420,00 DKK
160 kg not for HS models, not in combination with GX option
- Front carrier 830,00 DKK
With loading surface

Technical approvals

Gross vehicle weight capacity: 140 / 160 kg ⁴
Carrier: 27,5 kg
Front carrier: 5 kg
Handlebar bag, basket: – / 5 kg ³
Trailer approved singletrack: yes
Trailer approved dualtrack: yes ²
Bike-Trailer: yes
Children seat approved: yes ⁵



r-m.de/supercharger2

Multicharger

The two little ones to nursery? At the weekend with all the camping equipment for a few days to the lake? The Multicharger is a cargo-optimised E-Bike.



Multicharger GT touring / utility grey
Optional equipment: DualBattery 1000, Passenger kit



Multicharger Mixte GT rohloff / pearl white
Optional equipment: Safety bar, Side loader, wheel guard

Specifications

- universal, Mixte
- utility grey
- pearl white

Multicharger GT touring

- Bosch Performance Line CX (Gen2)
- Bosch PowerTube 500
- Bosch Purion
- Suntour XCR32
- Shimano Deore XT, 11-speed
- Magura MT5/MT4
- Schwalbe Big Ben Plus 55-559
- Supernova E3
- 29,2 kg
- 2,22–8,47 m
- 36.200,00 DKK

Multicharger GT vario

- Bosch Performance Line CX (Gen2)
- Bosch PowerTube 500
- Bosch Purion
- Suntour XCR32
- Enviolo 380 R&M Custom
- Gates drive belt CDX
- Magura MT5/MT4
- Schwalbe Big Ben Plus 55-559
- Supernova E3
- 30,2 kg
- 2,39–9,08 m
- 38.700,00 DKK

Multicharger GT rohloff

- Bosch Performance Line CX (Gen2)
- Bosch PowerTube 500
- Bosch Intuvia
- Suntour XCR32
- Rohloff Speedhub E14, 14-speed
- Gates drive belt CDX
- Magura MT5/MT4
- Schwalbe Big Ben Plus 55-559
- Supernova M99 Mini Pro-25
- 29,7 kg
- 1,65–8,79 m
- 49.400,00 DKK

Multicharger GT light

- Bosch Performance Line CX (Gen2)
- Bosch PowerTube 500
- Bosch Purion
- Suntour XCR32
- Shimano Deore, 10-speed
- Magura MT5/MT4
- Schwalbe Big Ben Plus 55-559
- Supernova E3
- 27,2 kg
- 2,22–8,47 m
- 32.900,00 DKK

Multicharger GT touring HS*

- Bosch Performance Line Speed (Gen2)
- Bosch PowerTube 500
- Bosch Purion
- Suntour XCR32
- Shimano Deore XT, 11-speed
- Magura MT5/MT4
- Schwalbe Big Ben Plus 55-559
- Busch & Müller Lumotec IQ-X E (HS)
- 29,4 kg
- 2,25–9,41 m
- 39.500,00 DKK

Multicharger GT vario HS*

- Bosch Performance Line Speed (Gen2)
- Bosch PowerTube 500
- Bosch Purion
- Suntour XCR32
- Enviolo 380 R&M Custom
- Gates drive belt CDX
- Magura MT5/MT4
- Schwalbe Big Ben Plus 55-559
- Busch & Müller Lumotec IQ-X E (HS)
- 30,4 kg
- 2,39–9,08 m
- 42.000,00 DKK

Multicharger GT rohloff HS*

- Bosch Performance Line Speed (Gen2)
- Bosch PowerTube 500
- Bosch Intuvia
- Suntour XCR32
- Rohloff Speedhub E14, 14-speed
- Gates drive belt CDX
- Magura MT5/MT4
- Schwalbe Big Ben Plus 55-559
- Supernova M99 Mini Pro-45
- 29,9 kg
- 1,65–8,79 m
- 52.600,00 DKK

Options

- SmartphoneHub 830,00 DKK
Not for rohloff and HS models
- DualBattery 1000 7.400,00 DKK
Additional Bosch PowerPack 500, not for Mixte
- GX option 420,00 DKK
Fat Tire All-Terrain, flat pedals, Ergon grips with bar ends
- Passenger kit 1.240,00 DKK
Handlebar, footrests, padded shelf, not available for HS models
- Wheel guard 500,00 DKK
Covers the rear wheel on both sides
- Cargo bags 1.320,00 DKK
Large volume, 2 x 33 litres
- Safety bar 1.070,00 DKK
Railsystem for safe transport of children or luggage
- Side loader 830,00 DKK
Can be used as a footrest, to fix luggage or to transport kids bikes

Please refer to the online configurator for precise combinations of the equipment options.

Technical approvals

- Gross vehicle weight capacity: 175 kg
- Carrier: 65 kg
- Front carrier: 5 kg
- Handlebar bag, basket: – / 5 kg ³
- Trailer approved singletrack: yes
- Trailer approved dualtrack: yes ²
- Bike-Trailer: yes
- Children seat approved: yes ⁵



r-m.de/multicharger

Charger3

The Charger3 cannot fail to impress with its inimitable riding experience: sporty, yet comfortable, it's the perfect bike for everyday cycling.



Charger3 GT rohloff / storm blue matt / Δ 49 cm
Optional equipment: GX option, Kiox cockpit, front carrier



Charger3 GT vario / caribbean matt / Δ 46 cm
Optional equipment: SmartphoneHub cockpit



Charger3 touring HS / ceramic white / Δ 53 cm



Charger3 Mixte vario / ceramic white / 49 cm



Charger3 Mixte GT touring / storm blue matt / 53 cm
Optional equipment: SmartphoneHub cockpit



Charger3 Mixte GT vario / sunrise / 46 cm
Optional equipment: SmartphoneHub cockpit, Heavy-Duty-Package

Charger3

Specifications

- 46, 49, 53, 56, Mixte 46, Mixte 49, Mixte 53
- storm blue matt
- caribbean matt (not for Mixte)
- ceramic white
- sunrise (for Mixte only)

Charger3 touring

- Bosch Performance Line CX (Gen4)
- Bosch PowerTube 500
- Bosch Intuvia
- Suntour XCR32
- Shimano Deore, 10-speed
- Magura MT4
- Schwalbe Big Ben Plus 50-622
- Supernova mini 2
- 25,7 kg (without lock)
- 2,05–8,55 m
- 34.600,00 DKK

Charger3 touring HS*

- Bosch Performance Line Speed (Gen4)
- Bosch PowerTube 500
- Bosch Intuvia
- Suntour Aion
- Shimano Deore XT, 11-speed
- Magura MT5/MT4
- Schwalbe Big Ben Plus 50-622
- Busch & Müller Lumotec IQ-X E (HS)
- 25,9 kg (without lock)
- 2,34–9,77 m
- 40.300,00 DKK

Charger3 vario

- Bosch Performance Line CX (Gen4)
- Bosch PowerTube 500
- Bosch Intuvia
- Suntour XCR32
- Enviolo 380 R&M Custom
- Gates drive belt CDX
- Magura MT4
- Schwalbe Big Ben Plus 50-622
- Supernova mini 2
- 26,7 kg (without lock)
- 2,57–9,75 m
- 37.800,00 DKK

Charger3 vario HS*

- Bosch Performance Line Speed (Gen4)
- Bosch PowerTube 500
- Bosch Intuvia
- Suntour Aion
- Enviolo 380 R&M Custom
- Gates drive belt CDX
- Magura MT5/MT4
- Schwalbe Big Ben Plus 50-622
- Busch & Müller Lumotec IQ-X E (HS)
- 26,9 kg (without lock)
- 2,57–9,75 m
- 42.800,00 DKK

Charger3 GT touring

- ⊕ Bosch Performance Line CX (Gen4)
- ☑ Bosch PowerTube 500
- ☑ Bosch Intuvia
- ḥ Suntour Aion
- ↕ Shimano Deore XT, 11-speed
- ⊖ Magura MT5/MT4
- ⊙ Schwalbe Super Moto-X 62-584
- ⊞ Supernova mini 2
- ⚖ 26,2 kg (without lock)
- ↔ 2,00–8,36 m
- ↔ 37.800,00 DKK

Charger3 GT vario

- ⊕ Bosch Performance Line CX (Gen4)
- ☑ Bosch PowerTube 500
- ☑ Bosch Intuvia
- ḥ Suntour Aion
- ↕ Enviolo 380 R&M Custom
- ⊖ Gates drive belt CDX
- ⊖ Magura MT5/MT4
- ⊙ Schwalbe Super Moto-X 62-584
- ⊞ Supernova mini 2
- ⚖ 26,2 kg (without lock)
- ↔ 2,51–9,54 m
- ↔ 40.300,00 DKK

Charger3 GT rohloff

- ⊕ Bosch Performance Line CX (Gen4)
- ☑ Bosch PowerTube 500
- ☑ Bosch Intuvia
- ḥ Suntour Aion
- ↕ Rohloff Speedhub E14, 14-speed
- ⊖ Gates drive belt CDX
- ⊖ Magura MT5/MT4
- ⊙ Schwalbe Super Moto-X 62-584
- ⊞ Supernova M99 Mini Pro-25
- ⚖ 26,7 kg (without lock)
- ↔ 1,74–9,30 m
- ↔ 51.000,00 DKK

Charger3 GT touring HS*

- ⊕ Bosch Performance Line Speed (Gen4)
- ☑ Bosch PowerTube 500
- ☑ Bosch Intuvia
- ḥ Suntour Aion
- ↕ Shimano Deore XT, 11-speed
- ⊖ Magura MT5/MT4
- ⊙ Schwalbe Super Moto-X 62-584
- ⊞ Busch & Müller Lumotec IQ-X E (HS)
- ⚖ 26,4 kg (without lock)
- ↔ 2,29–9,56 m
- ↔ 41.100,00 DKK

Charger3 GT vario HS*

- ⊕ Bosch Performance Line Speed (Gen4)
- ☑ Bosch PowerTube 500
- ☑ Bosch Intuvia
- ḥ Suntour Aion
- ↕ Enviolo 380 R&M Custom
- ⊖ Gates drive belt CDX
- ⊖ Magura MT5/MT4
- ⊙ Schwalbe Super Moto-X 62-584
- ⊞ Busch & Müller Lumotec IQ-X E (HS)
- ⚖ 26,4 kg (without lock)
- ↔ 2,51–9,54 m
- ↔ 43.600,00 DKK

Charger3 GT rohloff HS*

- ⊕ Bosch Performance Line Speed (Gen4)
- ☑ Bosch PowerTube 500
- ☑ Bosch Intuvia
- ḥ Suntour Aion
- ↕ Rohloff Speedhub E14, 14-speed
- ⊖ Gates drive belt CDX
- ⊖ Magura MT5/MT4
- ⊙ Schwalbe Super Moto-X 62-584
- ⊞ Supernova M99 Mini Pro-45
- ⚖ 26,9 kg (without lock)
- ↔ 1,74–9,30 m
- ↔ 54.300,00 DKK

Options

- ☑ Kiox cockpit 1.240,00 DKK
Adjustable stem with integrated Kiox display
- ☑ SmartphoneHub cockpit 1.240,00 DKK
Adjustable stem with integrated SmartphoneHub,
not for rohloff and HS models
- ☑ GX option for GT models 420,00 DKK
Fat Tire All-Terrain, flat pedals, Ergon grips with bar
ends, not in combination with Heavy-Duty-Package
- ☑ Heavy-Duty-Package 420,00 DKK
for GT models
160 kg not for HS models,
not in combination with GX option
- ☑ Front carrier 830,00 DKK
With loading surface

Technical approvals

- Gross vehicle weight capacity: 140 / 160 kg ⁴
- Carrier: 27,5 kg
- Handlebar bag, basket: – / 5 kg ³
- Trailer approved singletrack: yes
- Trailer approved dualtrack: yes ²
- Bike-Trailer: yes
- Children seat approved: yes ⁵



r-m.de/charger3

Charger

The Charger wants to get out and turn your daily commute into an adventure.



Charger GT silent / pearl white / Δ 53 cm



Charger GT touring / black matt / Δ 53 cm
Optional equipment: DualBattery 1000



Charger Mixte vario / electric red metallic / Δ 46 cm

Specifications

- Δ 46, 49, 53, Mixte 46, Mixte 49
- \circ pearl white
- \circ electric red metallic
- \circ black

Charger city

- \oplus Bosch Active Line Plus (Gen3)
- \square Bosch PowerPack 500
- \square Bosch Intuvia
- \hat{h} Suntour XCR32
- \updownarrow Shimano Nexus, 8-speed
- \circ Shimano Deore
- \odot Schwalbe Big Ben Plus 50-622
- \square Supernova E3
- \triangle 25,8 kg (without lock)
- \rightarrow 2,80–8,59 m
- 30.400,00 DKK

Charger silent

- \oplus Bosch Performance Line (Gen3)
- \square Bosch PowerPack 500
- \square Bosch Intuvia
- \hat{h} Suntour XCR32
- \updownarrow Enviolo 380 R&M Custom
- \square Gates drive belt CDX
- \circ Magura MT4
- \odot Schwalbe Big Ben Plus 50-622
- \square Supernova E3
- \triangle 25,8 kg (without lock)
- \rightarrow 2,34–8,90 m
- 34.600,00 DKK

Charger GT silent

- \oplus Bosch Performance Line (Gen3)
- \square Bosch PowerPack 500
- \square Bosch Intuvia
- \hat{h} Suntour Aion
- \updownarrow Enviolo 380 R&M Custom
- \square Gates drive belt CDX
- \circ Magura MT4
- \odot Schwalbe Super Moto-X 62-584
- \square Supernova E3
- \triangle 26,3 kg (without lock)
- \rightarrow 2,29–8,70 m
- 36.200,00 DKK

Charger touring

- ⊕ Bosch Performance Line CX (Gen2)
- ☑ Bosch PowerPack 500
- ☑ Bosch Intuvia
- ḥ Suntour XCR32
- ↕ Shimano Deore, 10-speed
- ⊖ Shimano Deore
- ⊙ Schwalbe Big Ben Plus 50-622
- ⊖ Supernova E3
- ⊕ 25,3 kg (without lock)
- ↔ 2,27–8,65 m
- 31.300,00 DKK

Charger vario

- ⊕ Bosch Performance Line CX (Gen2)
- ☑ Bosch PowerPack 500
- ☑ Bosch Intuvia
- ḥ Suntour XCR32
- ↕ Enviolo 380 R&M Custom
- Gates drive belt CDX
- ⊖ Shimano Deore
- ⊙ Schwalbe Big Ben Plus 50-622
- ⊖ Supernova E3
- ⊕ 26,3 kg (without lock)
- ↔ 2,20–8,36 m
- 35.400,00 DKK

Charger GT touring

- ⊕ Bosch Performance Line CX (Gen2)
- ☑ Bosch PowerPack 500
- ☑ Bosch Intuvia
- ḥ Suntour Aion
- ↕ Shimano Deore XT, 11-speed
- ⊖ Shimano Deore XT
- ⊙ Schwalbe Super Moto-X 62-584
- ⊖ Busch & Müller Lumotec IQ-X E
- ⊕ 25,8 kg (without lock)
- ↔ 2,48–9,46 m
- 35.400,00 DKK

Charger GT vario

- ⊕ Bosch Performance Line CX (Gen2)
- ☑ Bosch PowerPack 500
- ☑ Bosch Intuvia
- ḥ Suntour Aion
- ↕ Enviolo 380 R&M Custom
- Gates drive belt CDX
- ⊖ Magura MT4
- ⊙ Schwalbe Super Moto-X 62-584
- ⊖ Supernova E3
- ⊕ 26,8 kg (without lock)
- ↔ 2,15–8,17 m
- 37.000,00 DKK

Charger touring HS*

- ⊕ Bosch Performance Line Speed (Gen2)
- ☑ Bosch PowerPack 500
- ☑ Bosch Intuvia
- ḥ Suntour Aion
- ↕ Shimano Deore XT, 11-speed
- ⊖ Magura MT4
- ⊙ Schwalbe Big Ben Plus 50-622
- ⊖ Busch & Müller Lumotec IQ-X E (HS)
- ⊕ 25,5 kg (without lock)
- ↔ 2,43–10,18 m
- 37.000,00 DKK

Charger vario HS*

- ⊕ Bosch Performance Line Speed (Gen2)
- ☑ Bosch PowerPack 500
- ☑ Bosch Intuvia
- ḥ Suntour Aion
- ↕ Enviolo 380 R&M Custom
- Gates drive belt CDX
- ⊖ Magura MT4
- ⊙ Schwalbe Big Ben Plus 50-622
- ⊖ Busch & Müller Lumotec IQ-X E (HS)
- ⊕ 26,5 kg (without lock)
- ↔ 2,58–9,82 m
- 40.300,00 DKK

Charger GT touring HS*

- ⊕ Bosch Performance Line Speed (Gen2)
- ☑ Bosch PowerPack 500
- ☑ Bosch Intuvia
- ḥ Suntour Aion
- ↕ Shimano Deore XT, 11-speed
- ⊖ Magura MT4
- ⊙ Schwalbe Super Moto-X 62-584
- ⊖ Busch & Müller Lumotec IQ-X E (HS)
- ⊕ 26,0 kg (without lock)
- ↔ 2,38–9,95 m
- 37.800,00 DKK

Charger GT vario HS*

- ⊕ Bosch Performance Line Speed (Gen2)
- ☑ Bosch PowerPack 500
- ☑ Bosch Intuvia
- ḥ Suntour Aion
- ↕ Enviolo 380 R&M Custom
- Gates drive belt CDX
- ⊖ Magura MT4
- ⊙ Schwalbe Super Moto-X 62-584
- ⊖ Busch & Müller Lumotec IQ-X E (HS)
- ⊕ 27,0 kg (without lock)
- ↔ 2,53–9,60 m
- 40.300,00 DKK

Options

- ☑ Display Kiox 830,00 DKK
- ☑ SmartphoneHub 830,00 DKK
Not for HS models
- ☑ DualBattery 1000 7.400,00 DKK
Additional Bosch PowerPack 500, not for Mixte 46
- ⊙ GX option for GT models 420,00 DKK
Fat Tire All-Terrain, flat pedals, Ergon grips with bar ends, not in combination with Heavy-Duty-Package
- ⊖ Heavy-Duty-Package 420,00 DKK
160 kg for GT vario and GT silent,
not for HS models, not in combination with GX option

Technical approvals

- Gross vehicle weight capacity: 140 / 160 kg ⁴
- Carrier: 20 kg
- Handlebar bag, basket: – / 3 kg ³
- Trailer approved singletrack: yes
- Trailer approved dualtrack: yes ²
- Bike-Trailer: yes
- Children seat approved: yes ⁵



Nevo GT

The Nevo GT stands for clear design and everyday functions. In the latest generation, the battery is fully integrated into the frame and the range can be doubled by the optional DualBattery Technology.



Nevo GT vario / pure white / Δ 43 cm
Optional equipment: Heavy-Duty-Package



Nevo GT touring HS / terra grey / Δ 47 cm



Nevo GT touring / lunar grey metallic / Δ 56 cm
Optional equipment: DualBattery 1000, GX option, front carrier



Nevo GT vario / dynamic red metallic / Δ 43 cm

Specifications

- ✂ 43, 47, 56
- ∅ pure white
- ∅ lunar grey metallic
- ∅ dynamic red metallic
- ∅ terra grey (not for ✂ 43)

Nevo GT touring

- ⊕ Bosch Performance Line CX (Gen2)
- 🔊 Bosch PowerTube 500
- 🔊 Bosch Intuvia
- ḥ Suntour XCR32
- ↕ Shimano Deore, 10-speed
- ⊗ Magura MT4
- ⊙ Schwalbe Big Ben Plus 55-559 (✂ 43)
Schwalbe Super Moto-X 62-584 (✂ 47, 56)
- ⊖ Supernova E3
- ⚖ 27,1 kg
- ➔ 2,22–8,47 m (✂ 43, 47, 56)
32.100,00 DKK

Nevo GT vario

- ⊕ Bosch Performance Line CX (Gen2)
- 🔊 Bosch PowerTube 500
- 🔊 Bosch Intuvia
- ḥ Suntour XCR32
- ↕ Enviolo 380 R&M Custom
- ⊖ Gates drive belt CDX
- ⊗ Magura MT4
- ⊙ Schwalbe Big Ben Plus 55-559 (✂ 43)
Schwalbe Super Moto-X 62-584 (✂ 47, 56)
- ⊖ Supernova E3
- ⚖ 28,1 kg
- ➔ 2,39–9,08 m (✂ 43)
2,15–8,17 m (✂ 47, 56)
36.200,00 DKK

Nevo GT rohloff (not in ✂ 43)

- ⊕ Bosch Performance Line CX (Gen2)
- 🔊 Bosch PowerTube 500
- 🔊 Bosch Intuvia
- ḥ Suntour XCR32
- ↕ Rohloff Speedhub E14, 14-speed
- ⊖ Gates drive belt CDX
- ⊗ Magura MT4
- ⊙ Schwalbe Super Moto-X 62-584
- ⊖ Supernova E3
- ⚖ 27,6 kg
- ➔ 1,66–8,84 m (✂ 47, 56)
46.100,00 DKK

Nevo GT touring HS*

- ⊕ Bosch Performance Line Speed (Gen2)
- 🔊 Bosch PowerTube 500
- 🔊 Bosch Intuvia
- ḥ Suntour XCR32
- ↕ Shimano Deore, 10-speed
- ⊗ Magura MT4
- ⊙ Schwalbe Big Ben Plus 55-559 (✂ 43)
Schwalbe Super Moto-X 62-584 (✂ 47, 56)
- ⊖ Busch & Müller Lumotec IQ-X E (HS)
- ⚖ 27,3 kg
- ➔ 2,46–9,41 m (✂ 43)
2,61–9,95 m (✂ 47, 56)
35.400,00 DKK

Nevo GT vario HS*

- ⊕ Bosch Performance Line Speed (Gen2)
- 🔊 Bosch PowerTube 500
- 🔊 Bosch Intuvia
- ḥ Suntour XCR32
- ↕ Enviolo 380 R&M Custom
- ⊖ Gates drive belt CDX
- ⊗ Magura MT4
- ⊙ Schwalbe Big Ben Plus 55-559 (✂ 43)
Schwalbe Super Moto-X 62-584 (✂ 47, 56)
- ⊖ Busch & Müller Lumotec IQ-X E (HS)
- ⚖ 28,3 kg
- ➔ 2,59–9,83 m (✂ 43)
2,51–9,54 m (✂ 47, 56)
39.500,00 DKK

Nevo GT rohloff HS* (not in ✂ 43)

- ⊕ Bosch Performance Line Speed (Gen2)
- 🔊 Bosch PowerTube 500
- 🔊 Bosch Intuvia
- ḥ Suntour XCR32
- ↕ Rohloff Speedhub E14, 14-speed
- ⊖ Gates drive belt CDX
- ⊗ Magura MT4
- ⊙ Schwalbe Super Moto-X 62-584
- ⊖ Busch & Müller Lumotec IQ-X E (HS)
- ⚖ 27,8 kg
- ➔ 1,74–9,30 m (✂ 47, 56)
49.400,00 DKK

Options

- 📱 SmartphoneHub 830,00 DKK
Not for rohloff and HS models
- 🔋 DualBattery 1000 7.400,00 DKK
Additional Bosch PowerPack 500
- ⚙️ GX option 420,00 DKK
Fat Tire All-Terrain, flat pedals, Ergon grips with bar ends, not in combination with Heavy-Duty-Package
- 🛠️ Heavy-Duty-Package 420,00 DKK
160 kg optional for GT vario and GT rohloff, not for HS models, not in combination with GX option
- 🛒 Front carrier 830,00 DKK
With loading surface, not for HS models

Technical approvals

- Gross vehicle weight capacity: 140 / 160 kg ⁴
- Carrier: 20 kg
- Front carrier: – / 3 kg ³
- Handlebar bag, basket: – / 3 kg ³
- Trailer approved singletrack: –
- Trailer approved dualtrack: yes ²
- Bike-Trailer: yes
- Children seat approved: yes ⁵



Nevo

The Nevo is a sporty all-rounder. The striking silhouette, expansive frame profile and hard edges promise sportiness and determination.



Nevo touring / fire red / Δ 56 cm



Nevo touring HS / midnight blue metallic / Δ 43 cm



Nevo vario / snow white / Δ 43 cm

Specifications

- ↗ 43, 47, 56
- ∅ midnight blue metallic
- ∅ fire red
- ∅ snow white

Nevo touring

- ⊕ Bosch Performance Line CX (Gen2)
- ⊖ Bosch PowerPack 500
- ⊞ Bosch Intuvia
- ∩ Suntour NCX
- ↕ Shimano Deore, 10-speed
- ⊗ Magura MT4
- ⊙ Schwalbe Big Ben Plus 55-559 (↗ 43)
Schwalbe Big Ben Plus 50-622 (↗ 47, 56)
- ⊞ Supernova E3
- ⊞ 25,9 kg
- ↔ 2,59–8,47 m (↗ 43)
2,64–8,65 m (↗ 47, 56)
29.600,00 DKK

Nevo vario

- ⊕ Bosch Performance Line CX (Gen2)
- ⊖ Bosch PowerPack 500
- ⊞ Bosch Intuvia
- ∩ Suntour NCX
- ↕ Enviolo 380 R&M Custom
- ⊖ Gates drive belt CDX
- ⊗ Magura MT4
- ⊙ Schwalbe Big Ben Plus 55-559 (↗ 43)
Schwalbe Big Ben Plus 50-622 (↗ 47, 56)
- ⊞ Supernova E3
- ⊞ 27,0 kg
- ↔ 2,39–9,08 m (↗ 43)
2,20–8,36 m (↗ 47, 56)
33.700,00 DKK

Nevo city

- ⊕ Bosch Performance Line CX (Gen2)
- ⊖ Bosch PowerPack 500
- ⊞ Bosch Intuvia
- ∩ Suntour NCX
- ↕ Shimano Nexus, 8-speed
- ⊗ Magura MT4
- ⊙ Schwalbe Big Ben Plus 55-559 (↗ 43)
Schwalbe Big Ben Plus 50-622 (↗ 47, 56)
- ⊞ Supernova E3
- ⊞ 26,0 kg
- ↔ 2,58–7,92 m (↗ 43)
2,66–8,14 m (↗ 47, 56)
29.600,00 DKK

Nevo touring HS*

- ⊕ Bosch Performance Line Speed (Gen2)
- ⊖ Bosch PowerPack 500
- ⊞ Bosch Intuvia
- ∩ Suntour NCX
- ↕ Shimano Deore, 10-speed
- ⊗ Magura MT4
- ⊙ Schwalbe Big Ben Plus 55-559 (↗ 43)
Schwalbe Big Ben Plus 50-622 (↗ 47, 56)
- ⊞ Busch & Müller Lumotec IQ-X E (HS)
- ⊞ 26,1 kg
- ↔ 2,88–9,41 m (↗ 43)
3,11–10,18 m (↗ 47, 56)
32.900,00 DKK

Nevo vario HS*

- ⊕ Bosch Performance Line Speed (Gen2)
- ⊖ Bosch PowerPack 500
- ⊞ Bosch Intuvia
- ∩ Suntour NCX
- ↕ Enviolo 380 R&M Custom
- ⊖ Gates drive belt CDX
- ⊗ Magura MT4
- ⊙ Schwalbe Big Ben Plus 55-559 (↗ 43)
Schwalbe Big Ben Plus 50-622 (↗ 47, 56)
- ⊞ Busch & Müller Lumotec IQ-X E (HS)
- ⊞ 27,2 kg
- ↔ 2,59–9,83 m (↗ 43)
2,57–9,75 m (↗ 47, 56)
37.000,00 DKK

Technical approvals

- Gross vehicle weight capacity: 140 kg
- Carrier: 20 kg
- Front carrier: 3 kg
- Handlebar bag, basket: – / 3 kg ³
- Trailer approved singletrack: –
- Trailer approved dualtrack: yes ²
- Bike-Trailer: yes
- Children seat approved: yes ⁵



r-m.de/nevo

Roadster

Just one quick push on the pedals – and you're over the horizon with the Roadster before you know it. Out of the city and into the countryside with all the riding qualities and aesthetics of a traditional racing bike.



Roadster urban / black matt / Δ 51 cm



Roadster Mixte GT touring / electric green metallic / Δ Mixte 45 cm



Roadster Mixte touring / snow white / Δ Mixte 53 cm
Optional equipment: carrier, front carrier

Specifications

- ✂ 51, 56, 61, Mixte 45, Mixte 53
- ∅ electric green metallic
- ∅ black matt
- ∅ snow white (for Mixte only)

Roadster city

- ⊕ Bosch Performance Line (Gen3)
- ☑ Bosch PowerPack 500
- ☑ Bosch Purion
- ∩ Suntour NCX
- ↕ Shimano Nexus, 8-speed
- ∅ Gates drive belt CDX
- ∅ Magura MT4
- ⊙ Schwalbe G-One 40-622
- ⊖ Busch & Müller Lumotec IQ-XS
- ⊆ 22,1 kg
- ↔ 2,61–7,98 m
- 28.000,00 DKK

Roadster touring

- ⊕ Bosch Performance Line (Gen3)
- ☑ Bosch PowerPack 500
- ☑ Bosch Purion
- ∩ Suntour NCX
- ↕ Shimano Deore, 10-speed
- ∅ Magura MT4
- ⊙ Schwalbe G-One 40-622
- ⊖ Busch & Müller Lumotec IQ-XS
- ⊆ 21,4 kg
- ↔ 2,18–8,30 m
- 27.200,00 DKK

Roadster GT touring

- ⊕ Bosch Performance Line (Gen3)
- ☑ Bosch PowerPack 500
- ☑ Bosch Purion
- ∩ Suntour NCX
- ↕ Shimano Deore, 10-speed
- ∅ Magura MT4
- ⊙ Schwalbe Almotion 55-584
- ⊖ Busch & Müller Lumotec IQ-XS
- ⊆ 22,4 kg
- ↔ 2,15–8,21 m
- 28.000,00 DKK

Roadster urban

- ⊕ Bosch Performance Line (Gen3)
- ☑ Bosch PowerPack 500
- ☑ Bosch Intuvia
- ∩ Suntour NCX
- ↕ Shimano Alfine, 11-speed, Di2
- ∅ Gates drive belt CDX
- ∅ Magura MT4
- ⊙ Schwalbe G-One 40-622
- ⊖ Busch & Müller Lumotec IQ-XS
- ⊆ 21,8 kg
- ↔ 2,05–8,36 m
- 33.700,00 DKK

Roadster touring HS*

- ⊕ Bosch Performance Line Speed (Gen2)
- ☑ Bosch PowerPack 500
- ☑ Bosch Purion
- ∩ Suntour NCX
- ↕ Shimano Deore, 10-speed
- ∅ Magura MT4
- ⊙ Schwalbe G-One 40-622
- ⊖ Busch & Müller Lumotec IQ-X E (HS)
- ⊆ 22,1 kg
- ↔ 2,48–9,46 m
- 31.300,00 DKK

Roadster GT touring HS*

- ⊕ Bosch Performance Line Speed (Gen2)
- ☑ Bosch PowerPack 500
- ☑ Bosch Purion
- ∩ Suntour NCX
- ↕ Shimano Deore, 10-speed
- ∅ Magura MT4
- ⊙ Schwalbe Almotion 55-584
- ⊖ Busch & Müller Lumotec IQ-X E (HS)
- ⊆ 22,6 kg
- ↔ 2,43–9,28 m
- 32.100,00 DKK

Roadster GT urban

- ⊕ Bosch Performance Line (Gen3)
- ☑ Bosch PowerPack 500
- ☑ Bosch Intuvia
- ∩ Suntour NCX
- ↕ Shimano Alfine, 11-speed, Di2
- ∅ Gates drive belt CDX
- ∅ Magura MT4
- ⊙ Schwalbe Almotion 55-584
- ⊖ Busch & Müller Lumotec IQ-XS
- ⊆ 22,8 kg
- ↔ 2,02–8,27 m
- 34.600,00 DKK

Options

- ☑ SmartphoneHub 830,00 DKK
Not for urban and HS models
- ↵ Front carrier 830,00 DKK
With loading surface, not for HS models
- ↵ Carrier 660,00 DKK
Optional for all models,
standard equipment with touring HS and GT models

Technical approvals

- Gross vehicle weight capacity: 140 kg
- Carrier: 20 kg
- Front carrier: – / 3 kg ³
- Handlebar bag, basket: – / 3 kg ³
- Trailer approved singletrack: yes
- Trailer approved dualtrack: yes ²
- Bike-Trailer: yes
- Children seat approved: yes ⁵



r-m.de/roadster

Cruiser

The sophisticated colour combination of the frame, saddle and 28" tires, together with the subtle brown leather-look is eye-catching and makes your Cruiser a real bright spot on the road. You'll love being on the bike for a couple of extra laps when you're so stylish and relaxed.



Cruiser urban / black / Δ 56 cm
Optional equipment: frame bag



Cruiser Mixte city rücktritt / cream / Δ Mixte 50 cm

Specifications

- 51, 56, 60, Mixte 43, Mixte 50, Mixte 55
- black
- cream (for Mixte only)

Cruiser urban

- Bosch Performance Line (Gen3)
- Bosch PowerPack 500
- Bosch Intuvia
- RST Nova ML
- Shimano Nexus, 8-speed
- Gates drive belt CDX
- Magura HS22
- Schwalbe Big Ben 50-622
- Busch & Müller Lumotec Cyo
- 24,8 kg
- 2,46–7,54 m
- 28.800,00 DKK

Cruiser vario

- Bosch Performance Line (Gen3)
- Bosch PowerPack 500
- Bosch Intuvia
- RST Nova ML
- Enviolo 380 R&M Custom
- Magura HS22
- Schwalbe Big Ben 50-622
- Busch & Müller Lumotec Cyo
- 26,0 kg
- 2,35–8,94 m
- 28.800,00 DKK

Cruiser city rücktritt

- Bosch Active Line Plus (Gen3)
- Bosch PowerPack 500
- Bosch Intuvia
- RST Nova ML
- Shimano Nexus, 8-speed, coaster brake
- Magura HS22
- Schwalbe Big Ben 50-622
- Busch & Müller Lumotec Cyo
- 24,8 kg
- 2,48–7,60 m
- 26.300,00 DKK

Cruiser vario urban

- Bosch Performance Line (Gen3)
- Bosch PowerPack 500
- Bosch Intuvia
- RST Nova ML
- Enviolo 380 R&M Custom
- Gates drive belt CDX
- Magura HS22
- Schwalbe Big Ben 50-622
- Busch & Müller Lumotec Cyo
- 25,8 kg
- 2,33–8,87 m
- 30.400,00 DKK

Cruiser vario HS*

- Bosch Performance Line Speed (Gen2)
- Bosch PowerPack 500
- Bosch Intuvia
- RST Nova ML
- Enviolo 380 R&M Custom
- Magura HS33
- Schwalbe Big Ben 50-622
- Busch & Müller Lumotec IQ-X E (HS)
- 27,1 kg
- 2,52–9,58 m
- 32.100,00 DKK

Options

- SmartphoneHub 830,00 DKK
Not for HS models
- Frame bag 420,00 DKK
- Front carrier 830,00 DKK
With loading surface, not for HS models

Technical approvals

- Gross vehicle weight capacity: 140 kg
- Carrier: 20 kg
- Front carrier: 3 kg
- Handlebar bag, basket: – / 3 kg ³
- Trailer approved singletrack: yes
- Trailer approved dualtrack: yes ²
- Bike-Trailer: yes
- Children seat approved: yes ⁵



r-m.de/cruiser

Swing3

With its elegant and puristic design, the new Swing3 is the reinterpretation of the classic Holland bike.



Swing3 vario urban / salvia matt / Δ 51 cm
Optional equipment: front basket, carrier baskets



Swing3 urban / crystal white / Δ 51 cm



Swing3 urban / black / Δ 43 cm
Optional equipment: front basket

Specifications

- ↗ 43, 46, 51, 56
- ∅ salvia matt
- ∅ crystal white
- ∅ black

Swing3 urban rücktritt

- ⊕ Bosch Performance Line (Gen3)
- 🔋 Bosch PowerPack 500
- 📱 Bosch Intuvia
- 🚲 Suntour NEX
- ↕ Shimano Nexus, 8-speed, coaster brake
- ⊖ Gates drive belt CDX
- ⊗ Magura HS22
- ⊙ Schwalbe Big Ben Plus 50-559 (↗ 43)
Schwalbe Big Ben Plus 50-622 (↗ 46, 51, 56)
- ⊖ Supernova E3
- ⊕ 27,5 kg
- ↔ 2,44–7,49 m (↗ 43)
2,46–7,54 m (↗ 46, 51, 56)
29.600,00 DKK

Swing3 urban

- ⊕ Bosch Performance Line (Gen3)
- 🔋 Bosch PowerPack 500
- 📱 Bosch Intuvia
- 🚲 Suntour NEX
- ↕ Shimano Nexus, 8-speed
- ⊖ Gates drive belt CDX
- ⊗ Magura HS22
- ⊙ Schwalbe Big Ben Plus 50-559 (↗ 43)
Schwalbe Big Ben Plus 50-622 (↗ 46, 51, 56)
- ⊖ Supernova E3
- ⊕ 26,0 kg
- ↔ 2,44–7,49 m (↗ 43)
2,46–7,54 m (↗ 46, 51, 56)
28.800,00 DKK

Swing3 vario urban

- ⊕ Bosch Performance Line (Gen3)
- 🔋 Bosch PowerPack 500
- 📱 Bosch Intuvia
- 🚲 Suntour NEX
- ↕ Enviolo 380 R&M Custom
- ⊖ Gates drive belt CDX
- ⊗ Magura HS22
- ⊙ Schwalbe Big Ben Plus 50-559 (↗ 43)
Schwalbe Big Ben Plus 50-622 (↗ 46, 51, 56)
- ⊖ Supernova E3
- ⊕ 28,0 kg
- ↔ 2,32–8,81 m (↗ 43)
2,33–8,87 m (↗ 46, 51, 56)
30.400,00 DKK

Options

- 📱 SmartphoneHub 830,00 DKK
- 🚲 Front basket 660,00 DKK
With lockable KlickFix adapter
- 🛒 Carrier baskets 830,00 DKK
Two baskets of 22 litres each

Technical approvals

- Gross vehicle weight capacity: 140 kg
- Carrier: 27,5 kg
- Handlebar bag, basket: 3 kg
- Trailer approved singletrack: yes
- Trailer approved dualtrack: yes
- Bike-Trailer: yes
- Children seat approved: yes ⁵



r-m.de/swing3

Swing2

The word "enjoyment" probably describes the Swing2 best:
A light air stream gently envelops your face as the countryside flies by.



Swing2 city / pastel blue / 43 cm



Swing2 city rücktritt / red / 43 cm



Swing2 vario / black / 51 cm



Swing2 vario / cream / 51 cm

Specifications

- ↗ 43, 46, 51, 56
- ∅ pastel blue
- ∅ black
- ∅ red
- ∅ cream

Swing2 city

- ⊕ Bosch Active Line Plus (Gen3)
- ⊖ Bosch PowerPack 500
- ⊞ Bosch Purion
- ⊡ Suntour CR85
- ↕ Shimano Nexus, 8-speed
- ⊗ Magura HS22
- ⊙ Schwalbe Energizer Plus 47-559 (↗ 43)
Schwalbe Big Ben Plus 50-622 (↗ 46, 51, 56)
- ⊞ Busch & Müller Lumotec Avy
- ⊞ 24,9 kg
- ↔ 2,51–7,69 m (↗ 43)
2,48–7,60 m (↗ 46, 51, 56)
- 24.700,00 DKK

Swing2 city rücktritt

- ⊕ Bosch Active Line Plus (Gen3)
- ⊖ Bosch PowerPack 500
- ⊞ Bosch Intuvia
- ⊡ Suntour CR85
- ↕ Shimano Nexus, 8-speed, coaster brake
- ⊗ Magura HS22
- ⊙ Schwalbe Energizer Plus 47-559 (↗ 43)
Schwalbe Big Ben Plus 50-622 (↗ 46, 51, 56)
- ⊞ Busch & Müller Lumotec Avy
- ⊞ 26,1 kg
- ↔ 2,51–7,69 m (↗ 43)
2,48–7,60 m (↗ 46, 51, 56)
- 26.300,00 DKK

Swing2 vario

- ⊕ Bosch Active Line Plus (Gen3)
- ⊖ Bosch PowerPack 500
- ⊞ Bosch Intuvia
- ⊡ Suntour CR85
- ↕ Enviolo 380 R&M Custom
- ⊗ Magura HS22
- ⊙ Schwalbe Energizer Plus 47-559 (↗ 43)
Schwalbe Big Ben Plus 50-622 (↗ 46, 51, 56)
- ⊞ Busch & Müller Lumotec Avy
- ⊞ 26,9 kg
- ↔ 2,14–8,14 m (↗ 43)
2,35–8,94 m (↗ 46, 51, 56)
- 28.000,00 DKK

Options

- ↗ Front carrier 830,00 DKK
With loading surface

Technical approvals

- Gross vehicle weight capacity: 130 kg
- Carrier: 20 kg
- Front carrier: 3 kg
- Handlebar bag, basket: 3 kg
- Trailer approved singletrack: yes
- Trailer approved dualtrack: yes
- Bike-Trailer: yes
- Children seat approved: yes ⁵



r-m.de/swing2

Load 60

Sporty and safe on the road: the Load 60 combines the ultimate riding experience with an E-Cargo bike, offering almost limitless transport options.

Specifications

- ∞ universal
- ∅ sunset
- ∅ white
- ∅ coal grey matt
- ∅ tundra grey matt



Load 60 rohloff / sunset

Optional equipment: GX option, high side walls with lockable hard cover, glove compartment/footwell, luggage compartment, splash guard



Load 60 vario HS / white



Load 60 vario / tundra grey

Optional equipment: low side walls



Load 60 touring / coal grey matt

Optional equipment: DualBattery 1000, low side walls with child cover

Load 60 touring

🔋	Bosch Cargo Line Cruise (Gen4)
🔋	Bosch PowerPack 500
📺	Bosch Intuvia
🚲	Suntour XCM32
🚲	X-Fusion Glyde
🚲	Shimano Deore XT, 11-speed
🚲	Tektro Auriga
🚲	Schwalbe Big Ben Plus 55-406 Schwalbe Big Ben Plus 55-559
🚲	Supernova M99 Mini Pro-25
⚖️	35,3 kg
📏	2,34–8,94 m
💰	49.700,00 DKK

Load 60 vario

🔋	Bosch Cargo Line Cruise (Gen4)
🔋	Bosch PowerPack 500
📺	Bosch Intuvia
🚲	Suntour XCM32
🚲	X-Fusion Glyde
🚲	Enviolo 380 R&M Custom
🚲	Gates drive belt CDX
🚲	Tektro Auriga
🚲	Schwalbe Big Ben Plus 55-406 Schwalbe Big Ben Plus 55-559
🚲	Supernova M99 Mini Pro-25
⚖️	36,8 kg
📏	2,33–8,85 m
💰	52.200,00 DKK

Load 60 rohloff

🔋	Bosch Cargo Line Cruise (Gen4)
🔋	Bosch PowerPack 500
📺	Bosch Intuvia
🚲	Suntour XCM32
🚲	X-Fusion Glyde
🚲	Rohloff Speedhub E14, 14-speed
🚲	Gates drive belt CDX
🚲	Tektro Auriga
🚲	Schwalbe Big Ben Plus 55-406 Schwalbe Big Ben Plus 55-559
🚲	Supernova M99 Mini Pro-25
⚖️	35,8 kg
📏	1,65–8,79 m
💰	62.000,00 DKK

Options

📱	SmartphoneHub	830,00 DKK
	Not for rohloff and HS models	
🔋	DualBattery 1000	7.400,00 DKK
	Additional Bosch PowerPack 500	

Load 60 touring HS*

🔋	Bosch Cargo Line Speed (Gen4)
🔋	Bosch PowerPack 500
📺	Bosch Intuvia
🚲	Suntour XCM32
🚲	X-Fusion Glyde
🚲	Shimano Deore XT, 11-speed
🚲	Tektro Auriga
🚲	Schwalbe Big Ben Plus 55-406 Schwalbe Big Ben Plus 55-559
🚲	Supernova M99 Mini Pro-45
⚖️	36,4 kg
📏	2,46–9,41 m
💰	54.700,00 DKK

Load 60 vario HS*

🔋	Bosch Cargo Line Speed (Gen4)
🔋	Bosch PowerPack 500
📺	Bosch Intuvia
🚲	Suntour XCM32
🚲	X-Fusion Glyde
🚲	Enviolo 380 R&M Custom
🚲	Gates drive belt CDX
🚲	Tektro Auriga
🚲	Schwalbe Big Ben Plus 55-406 Schwalbe Big Ben Plus 55-559
🚲	Supernova M99 Mini Pro-45
⚖️	37,9 kg
📏	2,59–9,83 m
💰	57.100,00 DKK

Load 60 rohloff HS*

🔋	Bosch Cargo Line Speed (Gen4)
🔋	Bosch PowerPack 500
📺	Bosch Intuvia
🚲	Suntour XCM32
🚲	X-Fusion Glyde
🚲	Rohloff Speedhub E14, 14-speed
🚲	Gates drive belt CDX
🚲	Tektro Auriga
🚲	Schwalbe Big Ben Plus 55-406 Schwalbe Big Ben Plus 55-559
🚲	Supernova M99 Mini Pro-45
⚖️	36,9 kg
📏	1,65–8,79 m
💰	67.000,00 DKK

🔍	GX option	420,00 DKK
	Fat Tire All-Terrain, flat pedals	
🚲	Carrier	1.070,00 DKK
	Optional for all models, standard equipment with all HS models	

Low side walls, interior 660,00 DKK
Made of weather-resistant plastic, fitted inside

Low side walls, interior,
with child cover 2.720,00 DKK
Made of weather-resistant plastic, fitted inside, child cover
offers protection from rain or insects, fitted quickly

High side walls with tarpaulin 2.060,00 DKK
Made of weather-resistant plastic, fitted inside,
tarpaulin offers protection from rain

High side walls
with lockable hard cover 2.470,00 DKK
Made of weather-resistant plastic, fitted inside,
lockable hard cover protects luggage

High side walls with child cover 3.290,00 DKK
Made of weather-resistant plastic, fitted inside,
child cover offers protection from rain or insects, fitted quickly

Low sidewalls, outside 740,00 DKK
Wooden, fitted outside, for commercial labelling,
cannot be factory configured

Two child seats with footwell, luggage
compartment, splash guard 2.060,00 DKK
Used in combination with side walls, belts for two children

Glove compartment/footwell,
luggage compartment, splash guard
(without child seats) 420,00 DKK
Used in combination with side walls

Additional chain lock 130 cm,
including chain bag 420,00 DKK
Complements the standard frame lock

Please refer to the online configurator for precise
combinations of the equipment options.

Technical approvals

Gross vehicle weight capacity: 200 kg ¹
Carrier: 20 kg
Handlebar bag, basket: –
Trailer approved singletrack: –
Trailer approved dualtrack: yes ²
Bike-Trailer: –
Children seat approved: yes ⁵



Load 75

The Load 75 literally offers limitless transport options with its huge load surface. With its low centre of gravity and Control Technology, it delivers outstanding riding dynamics on the road.

Specifications

- ∞ universal
- ◊ coal grey matt
- ◊ white



Load 75 vario / coal grey matt
Optional equipment: SmartphoneHub



Load 75 vario HS / white
Optional equipment: high side walls with tarpaulin

Load 75 touring

- ⊕ Bosch Cargo Line Cruise (Gen4)
- 🔋 Bosch PowerPack 500
- 📺 Bosch Intuvia
- 🚲 Suntour XCM32
- 🛞 X-Fusion Glyde
- ⚙️ Shimano Deore XT, 11-speed
- 💡 Tektro Auriga
- 🌀 Schwalbe Big Ben Plus 55-406
Schwalbe Big Ben Plus 55-559
- ⚙️ Supernova M99 Mini Pro-25
- ⚖️ 36,8 kg
- 📏 2,16–9,03 m
51.400,00 DKK

Load 75 vario

- ⊕ Bosch Cargo Line Cruise (Gen4)
- 🔋 Bosch PowerPack 500
- 📺 Bosch Intuvia
- 🚲 Suntour XCM32
- 🛞 X-Fusion Glyde
- ⚙️ Enviolo 380 R&M Custom
- 🛞 Gates drive belt CDX
- 💡 Tektro Auriga
- 🌀 Schwalbe Big Ben Plus 55-406
Schwalbe Big Ben Plus 55-559
- ⚙️ Supernova M99 Mini Pro-25
- ⚖️ 38,3 kg
- 📏 2,59–9,83 m
53.800,00 DKK

Load 75 rohloff

- ⊕ Bosch Cargo Line Cruise (Gen4)
- 🔋 Bosch PowerPack 500
- 📺 Bosch Intuvia
- 🚲 Suntour XCM32
- 🛞 X-Fusion Glyde
- ⚙️ Rohloff Speedhub E14, 14-speed
- 🛞 Gates drive belt CDX
- 💡 Tektro Auriga
- 🌀 Schwalbe Big Ben Plus 55-406
Schwalbe Big Ben Plus 55-559
- ⚙️ Supernova M99 Mini Pro-25
- ⚖️ 37,3 kg
- 📏 1,65–8,79 m
63.700,00 DKK

Options

- 📱 SmartphoneHub 830,00 DKK
Not for rohloff and HS models
- 🔋 DualBattery 1000 7.400,00 DKK
Additional Bosch PowerPack 500

Load 75 touring HS*

- ⊕ Bosch Cargo Line Speed (Gen4)
- 🔋 Bosch PowerPack 500
- 📺 Bosch Intuvia
- 🚲 Suntour XCM32
- 🛞 X-Fusion Glyde
- ⚙️ Shimano Deore XT, 11-speed
- 💡 Tektro Auriga
- 🌀 Schwalbe Big Ben Plus 55-406
Schwalbe Big Ben Plus 55-559
- ⚙️ Supernova M99 Mini Pro-45
- ⚖️ 37,9 kg
- 📏 2,16–9,03 m
56.300,00 DKK

Load 75 vario HS*

- ⊕ Bosch Cargo Line Speed (Gen4)
- 🔋 Bosch PowerPack 500
- 📺 Bosch Intuvia
- 🚲 Suntour XCM32
- 🛞 X-Fusion Glyde
- ⚙️ Enviolo 380 R&M Custom
- 🛞 Gates drive belt CDX
- 💡 Tektro Auriga
- 🌀 Schwalbe Big Ben Plus 55-406
Schwalbe Big Ben Plus 55-559
- ⚙️ Supernova M99 Mini Pro-45
- ⚖️ 39,4 kg
- 📏 2,59–9,83 m
58.800,00 DKK

Load 75 rohloff HS*

- ⊕ Bosch Cargo Line Speed (Gen4)
- 🔋 Bosch PowerPack 500
- 📺 Bosch Intuvia
- 🚲 Suntour XCM32
- 🛞 X-Fusion Glyde
- ⚙️ Rohloff Speedhub E14, 14-speed
- 🛞 Gates drive belt CDX
- 💡 Tektro Auriga
- 🌀 Schwalbe Big Ben Plus 55-406
Schwalbe Big Ben Plus 55-559
- ⚙️ Supernova M99 Mini Pro-45
- ⚖️ 38,4 kg
- 📏 1,65–8,79 m
68.600,00 DKK

- 🌀 GX option 420,00 DKK
Fat Tire All-Terrain, flat pedals
- 🛞 Carrier 1.070,00 DKK
Optional for all models, standard equipment
with all HS models

Low side walls, interior 660,00 DKK
Made of weather-resistant plastic, fitted inside

Low side walls, interior,
with child cover 4.940,00 DKK
Made of weather-resistant plastic, fitted inside,
child cover offers protection from rain or insects, fitted quickly

High side walls with tarpaulin 2.060,00 DKK
Made of weather-resistant plastic, fitted inside,
tarpaulin offers protection from rain

High side walls
with lockable hard cover 2.470,00 DKK
Made of weather-resistant plastic, fitted inside,
lockable hard cover protects luggage

Two child seats 1.650,00 DKK
Used in combination with side walls, belts for two children

Three child seats with footwell 4.520,00 DKK
Used in combination with side walls, two rear child seats,
belts for 3rd child, footwell for children, not in combination
with tarpaulin and lockable hard cover

Three child seats with footwell,
luggage shelf 5.350,00 DKK
Used in combination with side walls, two rear child seats,
belts for 3rd child, footwell für children, space to store bags or
drinks crates, not in combination with tarpaulin and lockable
hard cover

Additional chain lock 130 cm,
including chain bag 420,00 DKK
Complements the standard frame lock

Please refer to the online configurator for precise
combinations of the equipment options.

Technical approvals

Gross vehicle weight capacity: 200 kg ¹
Carrier: 20 kg
Handlebar bag, basket: –
Trailer approved singletrack: –
Trailer approved dualtrack: yes ²
Bike-Trailer: –
Children seat approved: yes ⁵



r-m.de/load-75

Packster 40

Despite its large cargo area, the Packster 40 is only slightly longer than a conventional bike. And that has a threefold impact: It is easily stored, weighs less than 30 kg / 66 lb and is surprisingly agile.



Packster 40 vario / racing red

Optional equipment: Comfort kit, Carry System with child cover, single child seat, carrier, additional chain lock



Packster 40 touring / light grey

Optional equipment: Box

Specifications

- ✂ universal
- △ racing red
- △ light grey

Packster 40 touring

- ⊕ Bosch Performance Line CX (Gen2)
- ⊖ Bosch PowerPack 500
- ⊖ Bosch Purion
- ↑ Suntour XCM32
- ↕ Shimano Deore, 10-speed
- ⊗ Tektro Auriga
- ⊙ Schwalbe Big Ben Plus 55-406
- ⊙ Schwalbe Big Ben Plus 55-559
- ⊖ Supernova E3
- ⊖ 29,9 kg
- ↔ 2,34–8,94 m
- ↔ 36.600,00 DKK

Packster 40 vario

- ⊕ Bosch Performance Line CX (Gen2)
- ⊖ Bosch PowerPack 500
- ⊖ Bosch Purion
- ↑ Suntour XCM32
- ↕ Enviolo 380 R&M Custom
- ⊖ Gates drive belt CDX
- ⊗ Tektro Auriga
- ⊙ Schwalbe Big Ben Plus 55-406
- ⊙ Schwalbe Big Ben Plus 55-559
- ⊖ Supernova E3
- ⊖ 31,9 kg
- ↔ 2,40–9,13 m
- ↔ 41.500,00 DKK

Packster 40 touring HS*

- ⊕ Bosch Performance Line Speed (Gen2)
- ⊖ Bosch PowerPack 500
- ⊖ Bosch Purion
- ↑ Suntour XCM32
- ↕ Shimano Deore, 10-speed
- ⊗ Tektro Auriga
- ⊙ Schwalbe Big Ben Plus 55-406
- ⊙ Schwalbe Big Ben Plus 55-559
- ⊖ Busch & Müller Lumotec IQ-X E (HS)
- ⊖ 31,0 kg
- ↔ 2,46–9,41 m
- ↔ 41.500,00 DKK

Packster 40 vario HS*

- ⊕ Bosch Performance Line Speed (Gen2)
- ⊖ Bosch PowerPack 500
- ⊖ Bosch Purion
- ↑ Suntour XCM32
- ↕ Enviolo 380 R&M Custom
- ⊖ Gates drive belt CDX
- ⊗ Tektro Auriga
- ⊙ Schwalbe Big Ben Plus 55-406
- ⊙ Schwalbe Big Ben Plus 55-559
- ⊖ Busch & Müller Lumotec IQ-X E (HS)
- ⊖ 33,0 kg
- ↔ 2,40–9,13 m
- ↔ 46.400,00 DKK

Technical approvals

- Gross vehicle weight capacity: 160 kg ¹
- Carrier: 20 kg
- Handlebar bag, basket: –
- Trailer approved singletrack: –
- Trailer approved dualtrack: yes ²
- Bike-Trailer: –
- Children seat approved: yes ⁵



r-m.de/packster-40

Options

- ⊖ SmartphoneHub 830,00 DKK
Not for HS models
- ⊖ DualBattery 1000 7.400,00 DKK
Additional Bosch PowerPack 500,
in combination with Box or Carry System
- ⊖ Carrier 1.070,00 DKK
Optional for all models,
standard equipment with all HS models
- Comfort kit 0,00 DKK
Includes comfort handlebar, higher stem and wide
saddle, not for HS models, can be selected at no extra
cost
- Box 1.240,00 DKK
Wooden box, folding or removable side walls
- Box with tarpaulin 1.980,00 DKK
Wooden box, folding or removable side walls,
tarpaulin offers protection from rain
- Carry System 1.650,00 DKK
Frame with padded Cordura side walls
- Carry System with tarpaulin 2.390,00 DKK
Frame with padded Cordura side walls,
tarpaulin offers protection from rain
- Carry System with child cover 3.290,00 DKK
Frame with padded Cordura side walls, child cover
offers protection from rain or insects, fitted quickly
- Glove compartment, lockable 740,00 DKK
For use with Box or Carry System,
cannot be combined with child seat
- Single child seat 1.240,00 DKK
For use with Carry System, belts for one child
- Additional chain lock 130 cm,
including chain bag 420,00 DKK
Complements the standard frame lock

Please refer to the online configurator for precise
combinations of the equipment options.

Packster 60

The Packster 60 is right in the middle of the E-Cargo bike family.

Specifications Packster 60

- Δ universal
- ◊ urban grey metallic
- ◊ light grey

Packster 80

The Packster can lend a hand and neatly take everything away. Because with a cargo length of 80 cm you can transport almost anything.

Specifications Packster 80

- Δ universal
- ◊ light grey



Packster 60 vario / urban grey metallic
Optional equipment: Box with child cover, two rear child seats



Packster 80 touring HS / light grey
Optional equipment: Box

Packster 60 touring

- ⊕ Bosch Performance Line CX (Gen2)
- 🔋 Bosch PowerPack 500
- 📦 Bosch Purion
- 🚲 Suntour XCM32
- 🔩 Shimano Deore, 10-speed
- 🌀 Tektro Auriga
- 🌐 Schwalbe Big Ben Plus 55-406
Schwalbe Super Moto-X 62-584
- ⚙️ Supernova E3
- ⚖️ 34,9 kg
- 📏 2,22–8,46 m
- 💰 39.000,00 DKK

Packster 60 touring HS*

- ⊕ Bosch Performance Line Speed (Gen2)
- 🔋 Bosch PowerPack 500
- 📦 Bosch Purion
- 🚲 Suntour XCM32
- 🔩 Shimano Deore, 10-speed
- 🌀 Tektro Auriga
- 🌐 Schwalbe Big Ben Plus 55-406
Schwalbe Super Moto-X 62-584
- ⚙️ Busch & Müller Lumotec IQ-X E (HS)
- ⚖️ 36,0 kg
- 📏 2,35–8,96 m
- 💰 44.000,00 DKK

Packster 60 vario

- ⊕ Bosch Performance Line CX (Gen2)
- 🔋 Bosch PowerPack 500
- 📦 Bosch Purion
- 🚲 Suntour XCM32
- 🔩 Enviolo 380 R&M Custom
- 🔄 Gates drive belt CDX
- 🌀 Tektro Auriga
- 🌐 Schwalbe Big Ben Plus 55-406
Schwalbe Super Moto-X 62-584
- ⚙️ Supernova E3
- ⚖️ 37,1 kg
- 📏 2,15–8,17 m
- 💰 43.100,00 DKK

Packster 60 vario HS*

- ⊕ Bosch Performance Line Speed (Gen2)
- 🔋 Bosch PowerPack 500
- 📦 Bosch Purion
- 🚲 Suntour XCM32
- 🔩 Enviolo 380 R&M Custom
- 🔄 Gates drive belt CDX
- 🌀 Tektro Auriga
- 🌐 Schwalbe Big Ben Plus 55-406
Schwalbe Super Moto-X 62-584
- ⚙️ Busch & Müller Lumotec IQ-X E (HS)
- ⚖️ 38,2 kg
- 📏 2,51–9,54 m
- 💰 48.100,00 DKK



r-m.de/packster-60

Packster 80 touring

- ⊕ Bosch Performance Line CX (Gen2)
- 🔋 Bosch PowerPack 500
- 📦 Bosch Purion
- 🚲 Suntour XCM32
- 🔩 Shimano Deore, 10-speed
- 🌀 Tektro Auriga
- 🌐 Schwalbe Big Ben Plus 55-406
Schwalbe Super Moto-X 62-584
- ⚙️ Supernova E3
- ⚖️ 36,5 kg
- 📏 2,22–8,46 m
- 💰 39.900,00 DKK

Packster 80 touring HS*

- ⊕ Bosch Performance Line Speed (Gen2)
- 🔋 Bosch PowerPack 500
- 📦 Bosch Purion
- 🚲 Suntour XCM32
- 🔩 Shimano Deore, 10-speed
- 🌀 Tektro Auriga
- 🌐 Schwalbe Big Ben Plus 55-406
Schwalbe Super Moto-X 62-584
- ⚙️ Busch & Müller Lumotec IQ-X E (HS)
- ⚖️ 37,6 kg
- 📏 2,35–8,96 m
- 💰 44.800,00 DKK

Packster 80 vario

- ⊕ Bosch Performance Line CX (Gen2)
- 🔋 Bosch PowerPack 500
- 📦 Bosch Purion
- 🚲 Suntour XCM32
- 🔩 Enviolo 380 R&M Custom
- 🔄 Gates drive belt CDX
- 🌀 Tektro Auriga
- 🌐 Schwalbe Big Ben Plus 55-406
Schwalbe Super Moto-X 62-584
- ⚙️ Supernova E3
- ⚖️ 38,7 kg
- 📏 2,15–8,17 m
- 💰 44.000,00 DKK

Packster 80 vario HS*

- ⊕ Bosch Performance Line Speed (Gen2)
- 🔋 Bosch PowerPack 500
- 📦 Bosch Purion
- 🚲 Suntour XCM32
- 🔩 Enviolo 380 R&M Custom
- 🔄 Gates drive belt CDX
- 🌀 Tektro Auriga
- 🌐 Schwalbe Big Ben Plus 55-406
Schwalbe Super Moto-X 62-584
- ⚙️ Busch & Müller Lumotec IQ-X E (HS)
- ⚖️ 39,8 kg
- 📏 2,51–9,54 m
- 💰 48.900,00 DKK



r-m.de/packster-80

Options

- 📱 SmartphoneHub 830,00 DKK
Not for HS models
 - 🔋 DualBattery 1000 7.400,00 DKK
Additional Bosch PowerPack 500,
in combination with Box
 - 📦 Carrier 1.070,00 DKK
Optional for all models, standard equipment with all
HS models
 - 🛠️ Comfort kit 0,00 DKK
Includes comfort handlebar and wide saddle,
not for HS models, can be selected at no extra cost
 - 📌 Boards 830,00 DKK
Narrow plastic boards for front, bottom and rear
 - 📦 Box 2.060,00 DKK
Made of weather-resistant plastic
 - 📦 Box with tarpaulin 2.880,00 DKK
Made of weather-resistant plastic,
tarpaulin offers protection from rain
 - 📦 Box with child cover 4.940,00 DKK
Made of weather-resistant plastic, child cover offers
protection from rain or insects, fitted quickly
 - 👉 Two rear child seats 1.650,00 DKK
For use with Box, belts for two children
 - 🔒 Additional chain lock 130 cm,
including chain bag 420,00 DKK
Complements the standard frame lock
- Please refer to the online configurator for precise combinations of the equipment options.

Technical approvals

- Gross vehicle weight capacity: 200 kg ¹
- Carrier: 20 kg
- Handlebar bag, basket: –
- Trailer approved singletrack: –
- Trailer approved dualtrack: yes ²
- Bike-Trailer: –
- Children seat approved: yes ⁵

Tinker

Commuter hold-ups on the streets, full buses and trains?

The compact Tinker featuring 20" wheels can help you effortlessly glide past it all.



Tinker vario / orange metallic



Tinker vario / azure metallic



Tinker touring HS / black matt
Optional equipment: suspended seat post

Specifications

- ↗ universal
- ◊ orange metallic
- ◊ azure metallic
- ◊ black matt

Tinker vario

- ⊕ Bosch Performance Line CX (Gen2)
- ⊖ Bosch PowerPack 500
- ⊞ Bosch Intuvia
- ⊏ Spinner Grind
- ↕ Enviolo 380 R&M Custom
- Gates drive belt CDX
- ⊙ Tektro Auriga
- ⊙ Schwalbe Big Ben Plus 55-406
- ⊞ Supernova E3
- ⊞ 24,9 kg
- ↔ 2,15–8,18 m
- 32.100,00 DKK

Tinker touring HS*

- ⊕ Bosch Performance Line Speed (Gen2)
- ⊖ Bosch PowerPack 500
- ⊞ Bosch Intuvia
- ⊏ Spinner Grind
- ↕ Shimano Deore XT, 10-speed
- ⊙ Tektro Auriga
- ⊙ Schwalbe Big Ben Plus 55-406
- ⊞ Busch & Müller Lumotec IQ-X E (HS)
- ⊞ 23,8 kg
- ↔ 2,37–9,03 m
- 32.900,00 DKK

Options

- ⊞ Suspended seat post 1.240,00 DKK
Cane Creek Thudbuster ST
- ⊞ Cargo platform for Tinker carrier 580,00 DKK
Transforms the Tinker into a compact Cargo bike

Technical approvals

- Gross vehicle weight capacity: 135 kg
- Carrier: 20 kg
- Handlebar bag, basket: – / 3 kg ³
- Trailer approved singletrack: yes
- Trailer approved dualtrack: yes ²
- Bike-Trailer: –
- Children seat approved: yes ⁵



r-m.de/tinker

Birdy

Without E-, the Birdy is the original Control Technology bike.
When it's needed, simply open it up and ride.



Birdy city / white

Optional equipment: Comfort stem, Carry bag, carrier



Birdy touring / graphite matt

Optional equipment: Sport stem



Birdy city / cyan

Optional equipment: Comfort stem, carrier, Lowrider



Birdy rohloff / lime

Optional equipment: Comfort stem, carrier



Specifications

- ↗ universal
- △ cyan
- △ white
- △ graphite matt
- △ lime

Birdy city

- ⚙ Shimano Nexus, 8-speed
- ⊗ Shimano Deore
- ⊙ Schwalbe Big Apple 50-355
- ⊞ Supernova E3 Pure 3S
- ⚖ 12,9 kg
- ↔ 2,41–7,40 m
- 19.800,00 DKK

Birdy touring

- ⚙ Shimano Deore, 10-speed
- ⊗ Shimano Deore
- ⊙ Schwalbe Marathon Racer 40-355
- ⚖ 10,9 kg
- ↔ 2,21–7,86 m
- 18.900,00 DKK

Birdy rohloff

- ⚙ Rohloff Speedhub, 14-speed
- ⊗ Shimano Deore
- ⊙ Schwalbe Big Apple 50-355
- ⊞ Supernova E3 Pure 3S
- ⚖ 13,1 kg
- ↔ 1,55–8,27 m
- 30.400,00 DKK

Options

Sport or Comfort stem,
adjustable height 0,00 DKK
Can be selected at no extra cost

Carrier 830,00 DKK
Suitable for use with panniers

Lowrider 580,00 DKK
Includes inline rollers for the carrier,
Birdy can be pulled on the lowrider

Pannier adapter for handlebar 420,00 DKK
Includes KlickFix handlebar adapter, lockable,
cannot be factory configured

Supernova lighting
with hub dynamo 1.650,00 DKK
For Birdy touring,
standard equipment with all other models

Abus Bordo, 90 cm folding lock 740,00 DKK
Perfect for use with Birdy
thanks to the longer Velcro straps

Air pump 330,00 DKK
Fits into the seatpost

MKS Ezy Promenade
detachable pedals 660,00 DKK
Quickly and easily removed,
cannot be factory configured

Frame bag 330,00 DKK
Fits under the top tube,
cannot be factory configured

Carry bag 330,00 DKK
For carrying the folded Birdy,
fits onto the top tube after use

Rear elastomer yellow/green 130,00 DKK
Yellow = soft, Green = harder,
cannot be factory configured

Front shock absorber, harder 130,00 DKK
Harder fork elastomer, cannot be factory configured

Technical approvals

Gross vehicle weight capacity: 120 kg
Carrier: 15 kg
Lowrider: 5 kg / side
Handlebar bag, basket: 3 kg
Trailer approved singletrack: –
Trailer approved dualtrack: yes
Bike-Trailer: –
Children seat approved: –



r-m.de/birdy





Philosophy

Our products are used outdoors. We want to care for, conserve and protect nature and our environment. We gladly take responsibility for taking this approach which will enable us to make our E-Bikes even better.

Our four levels of responsibility



Ecological level

Sustainable energy production, avoidance of CO₂ emissions and sensible resource and waste management system for healthy interaction with our environment.



Economic level

Efficient use of high-quality materials, no unnecessary waste and use of natural alternatives for an environmentally friendly production process and sustainable economic efficiency.



Social level

Social commitment and promoting community as the basis for working together over the long term. Meaningful activities and new work models that put people first.



Cultural level

Creativity and ideas form an effective corporate and product culture in harmony with nature.

Insights


450 employees

38 nations




80 % of required energy

is produced in house



100 % of the products

sold in our coffee shop
are organic or come from
local suppliers





Photovoltaic system on the roof of our headquarters in Mühlthal.

The change starts in Mühlthal

We are aware that we are responsible not just for our products, but primarily for nature, the climate, people and society. To rise to this challenge, our company culture is based on sustainable thinking and action. What's more, we want to stand up for environmental protection while also actively contributing to responsible utilisation of our resources.

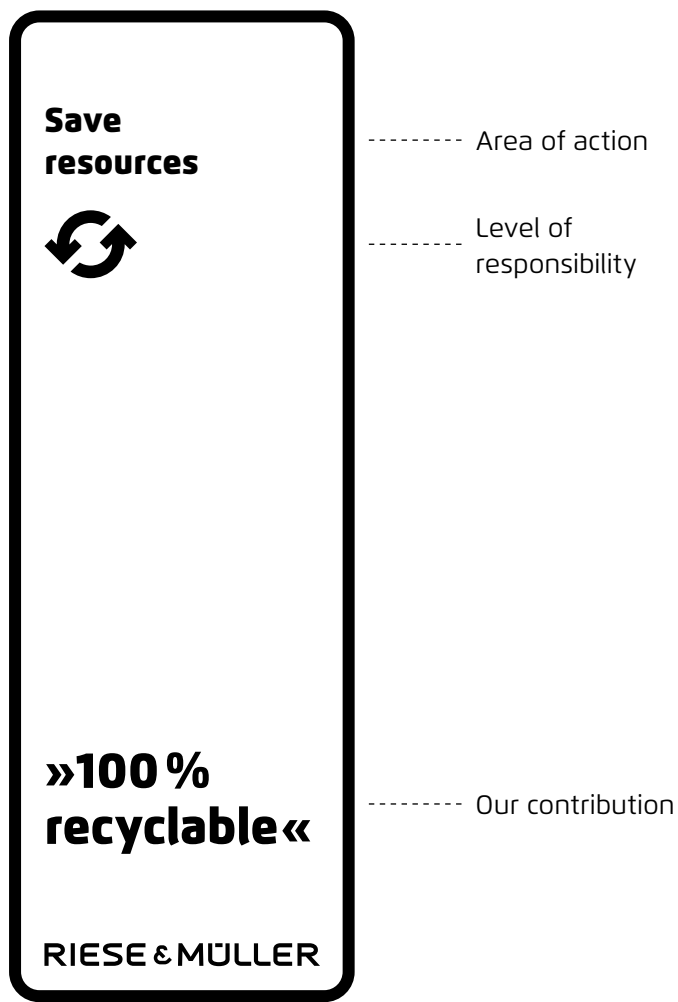
This credo is already anchored at many points in the company as well as in many projects and activities. The relocation of the new company headquarters in Mühlthal in the beginning of 2019 marked an important step in the changes taking place.

The building provides the ideal conditions for achieving our goals and makes the spirit of the brand tangible to anyone entering it. It reflects our innovative spirit and provides our employees with good working conditions.

The minimalist style of the rooms allows space for ideas to freely take shape in the middle of nature. We have a working environment that enables us to a different way of thinking and acting. We therefore have the best setting in which creativity and environmental protection can be at the core of all our actions.

Label

We are making a voluntary commitment, embodied by a special label. Based on our four levels of responsibility the label shows our projects and actions, reveals inter-connections and gives guidance.



Example of our label used at the ReCup coffee stations in our headquarters with which we save up to 50.000 disposable cups per year. (ReCup is a reusable cup deposit system.)

Mission

We ask ourselves how we can rethink the conventional. The task is to now find new solutions for the increasing requirements. We must rethink the habitual and encourage others to join us in taking new paths together.

We are on the move.



Published by

Riese & Müller GmbH
Am Alten Graben 2
64367 Mühlthal
Germany
+49 6151 36686-0

Photography / Production

Michael Müller
Maik Scharfscheer
Sebastian Linder
Sabrina Aigner
Alexandra Batke
Huidi Lauhoff

Riese & Müller

Timo Arlt
Sylwester Babicz
Corinna Mühlsiegl
Volker Weinmann

Bike photography

Kay Tkatzik

Print

Lokay Umweltdruckerei

Statutory liability and warranty

Limited warranty: The limited warranty period for your E-Bike is two years starting from the date you collect your E-Bike from your dealer. Although we adhere to the freedom from defects of all components for two years, some components are subject to wear due to their function and must be replaced when their wear limit is reached. Essentially this includes all components of the drivetrain (chain, sprockets, chainwheel, belt), the gear cables, the brake pads, discs and rims, the tires and the rubber grips. These wearing parts are not covered by the limited warranty for defects. Furthermore, the battery (battery cells) of your E-Bike is also subject to wear; in this case special operating and maintenance instructions must be observed.

Warranty: Notwithstanding the regular warranty for defects, we grant you a five-year warranty for frame failure for all E-Bike models according to our warranty conditions. Furthermore, we grant you a voluntary warranty on the battery of two years: we guarantee that the battery will still have a capacity of 60% after two years or 500 charge cycles (whichever occurs first). All warranty promises relate to private customers at initial purchase in accordance with our guarantee conditions.

This brochure is made of 100% recycled paper which has been certified with the Blue Angel (Blauer Engel) ecolabel. It is particularly low in harmful substances and conserves natural resources. In printing this brochure, environmentally friendly inks were used and any ensuing CO₂ emissions compensated for via environmental protection projects.



WK9

www.blauer-engel.de/uz195

Legend

- ⚡ Frame size
- △ Colour
- ⚙ Motor
- 🔋 Battery
- 🔋 DualBattery
- 📺 Display
- 🏍 Suspension fork
- 🛞 Rear shock
- ⬇ Gear shift
- 🌀 Belt drive
- 🛞 Brakes
- 🌀 Tyres
- 🔦 Front light
- ⚖ Weight
- ⚙ Gear ratio
- 🌀 ABS
- 🌀 GX option
- 🏍 Suspension
- 🛷 Seat post
- 🛷 Cargo platform
- 🛷 Carrier
- 🛷 Carrier baskets
- 🛷 Front carrier
- 🛷 Front basket
- 🛷 Frame bag
- 🛷 Pannier rack
- 🔒 Lock
- ⚡ Heavy-Duty-Package
- * HS (Hightspeed)-models support up to 45 km/h, registration is required.

Technical approvals (footer)

- 1 Maximum rider weight: 115 kg, maximum load on the loading area: 100 kg, Packster 40: 60 kg.
- 2 For HS models it is only allowed to transport children in children seats and not in a trailer. For HS models an approved trailer hitch is necessary. Attention: At this time we are unaware of a trailer with an approved trailer hitch.
- 3 First figure: HS models
- 4 Heavy-Duty-Package: Maximum cyclist weight: 125 kg, gross vehicle weight capacity: 160 kg
- 5 Maximum weight of 15 kg for child seats for carrier mounting. Multicharger/Supercharger2/Swing3: Maximum weight of 25 kg for child seats for carrier mounting. Not allowed are sharp-edged metal clamps and deformation due to excessive clamping forces.

← Glossary of terms

Article number: 200588A

www.r-m.de

www.facebook.com/rieseundmueller

www.instagram.com/riesemuller

RIESE & MÜLLER