


RIESE & MÜLLER

Open Spaces

2019

Denmark / Sweden







10 Rider Experience

16 Bikes

- 18 Delite
- 22 Homage
- 24 Culture GT
- 26 Culture
- 28 Supercharger
- 32 Multicharger
- 34 Charger
- 36 Nevo GT/GH
- 38 Nevo GX
- 40 Nevo
- 42 Roadster
- 44 Cruiser
- 46 Swing
- 48 Tinker
- 52 Load 60
- 54 Load 75
- 56 Packster 40
- 58 Packster 60/80
- 62 Birdy

64 Technology by Riese & Müller

- 71 Legal information/Terminology/Glossary

Open Spaces by Riese & Müller

Endless paths, endless openness, endless possibilities –
all this lies before you when you get on a Riese & Müller E-Bike.

Get a taste for this feeling of boundless freedom with our Lookbook.
Immerse yourself in the world of our models, find the right E-Bike just for
you, as well as all the important details and prices.

We would be delighted to take you on an online trip and offer you
immensely more information about our products at www.r-m.de.
Our authorised specialist dealers are at your disposal for test rides and
one-to-one advice.

#gofurther

Issued March 2019

Delivery is subject to the General Terms and Conditions of Riese & Müller GmbH. Sale prices are non-binding recommended prices. This price list supersedes all previous price lists from 01/03/2019 onwards. Valid until 31/08/2019. The specifications represent the state of knowledge at the time of printing. The current specifications are available on the Internet: www.r-m.de.











The Rider-centric Experience (RX) is always paramount.

Since 1993, Riese & Müller has placed riders and their needs at the heart of every development. To improve the riding experience beyond the product, we are expanding our portfolio with pioneering networking and digital services. This will make our E-Bikes even more useful and enjoyable for everyday life. The Rider-centric Experience (RX) is always paramount – so that riders can concentrate fully on the unique riding dynamics.







Your smartphone becomes an on-board computer.

With COBI.Bike sport** we are bringing all the power of the smartphone to the E-Bike: from ingenious bicycle navigation and telephone functions to fitness tracking and live weather updates. Your smartphone becomes a powerful on-board computer – including motor control. We are adding exclusive features to the COBI.Bike app with additional customised modules.

** Available for Delite, Homage, Culture GT, Supercharger, Charger, Nevo GT/GH/GX, Load, Packster, but not for the Delite GTS, rohloff and HS*-models and in combination with ABS.

The digital home for your e-bike.

With the new production status, our customers can check when their bike is being hand made and they are kept informed of any changes to the delivery dates. When you order your ideal bike from the dealer, you'll receive a bike code that can be entered on [r-m.de](https://www.r-m.de) to find out the exact production date.

Register your new Riese & Müller bike after purchase on [r-m.de](https://www.r-m.de) for our free warranty extension.





Just ride wherever and as far as you want. Simply take with you whoever or whatever you want. With large cargo or small children, but above all always with vitality and safety. This is precisely the feeling that the E-Bikes and E-Cargo-Bikes from Riese & Müller convey the most.



Delite

The Delite is available in three frame sizes all with 27,5" wheels for perfect handling. The Control Technology with full suspension provides the best traction, the optional ABS provides maximum safety and with DualBattery Technology as standard it provides an even greater range.

Specifications GT / GX / mountain

- ♂: 49 / 54 / 56 cm
- ◊ solar orange metallic
- ◊ pearl white
- ◊ urban grey metallic
- ◊ deepsea blue metallic

Specifications GTS

- ♂: 49 / 54 / 56 cm
- ◊ black



Delite GTS / black / ♂: 54 cm



Delite GX rohloff HS* / deepsea blue metallic / ø: 49 cm



Delite GT touring / solar orange metallic / ø: 49 cm



Delite mountain rohloff / pearl white / ø: 54 cm

Delite

Delite GT touring

- ⚙️ Bosch Performance CX
 - 🔋 Bosch PowerPack 500 (2x)
 - 📺 Bosch Intuvia
 - 📏 Suntour Aion 34
 - 🛞 X-Fusion O2
 - 🚒 Shimano Deore XT, 11-speed
 - 🔗 Magura MT4
 - 🌀 Schwalbe Super Moto-X 62-584
 - 📐 Supernova M99 Mini Pro-25
 - ⚖️ 30,1 kg (without lock)
 - 📏 2,35–8,96 m
- DKK 49.400,00 DKK / SE 66.200,00 SEK

Delite GT touring HS*

- ⚙️ Bosch Performance Speed
 - 🔋 Bosch PowerPack 500 (2x)
 - 📺 Bosch Intuvia
 - 📏 Suntour Aion 34
 - 🛞 X-Fusion O2
 - 🚒 Shimano Deore XT, 11-speed
 - 🔗 Magura MT4
 - 🌀 Schwalbe Super Moto-X 62-584
 - 📐 Supernova M99 Mini Pro-45
 - ⚖️ 30,3 kg (without lock)
 - 📏 2,38–9,95 m
- DKK 52.600,00 DKK / SE 70.600,00 SEK

Delite GT touring HS* ABS

- ⚙️ Bosch Performance Speed
 - 🔋 Bosch PowerPack 500 (2x)
 - 📺 Bosch Intuvia
 - 📏 Suntour Aion 34
 - 🛞 X-Fusion O2
 - 🌀 ABS
 - 🚒 Shimano Deore XT, 11-speed
 - 🔗 Magura CMe ABS
 - 🌀 Schwalbe Super Moto-X 62-584
 - 📐 Supernova M99 Mini Pro-45
 - ⚖️ 31,1 kg (without lock)
 - 📏 2,38–9,95 m
- DKK 56.710,00 DKK / SE 76.120,00 SEK

Delite GT vario

- ⚙️ Bosch Performance CX
 - 🔋 Bosch PowerPack 500 (2x)
 - 📺 Bosch Intuvia
 - 📏 Suntour Aion 34
 - 🛞 X-Fusion O2
 - 📏 Enviolo 380 R&M Custom
 - 🔗 Gates belt drive CDX
 - 🔗 Magura MT4
 - 🌀 Schwalbe Super Moto-X 62-584
 - 📐 Supernova M99 Mini Pro-25
 - ⚖️ 31,1 kg (without lock)
 - 📏 2,54–9,66 m
- DKK 51.800,00 DKK / SE 69.500,00 SEK

Delite GT vario HS*

- ⚙️ Bosch Performance Speed
 - 🔋 Bosch PowerPack 500 (2x)
 - 📺 Bosch Intuvia
 - 📏 Suntour Aion 34
 - 🛞 X-Fusion O2
 - 📏 Enviolo 380 R&M Custom
 - 🔗 Gates belt drive CDX
 - 🔗 Magura MT4
 - 🌀 Schwalbe Super Moto-X 62-584
 - 📐 Supernova M99 Mini Pro-45
 - ⚖️ 31,6 kg (without lock)
 - 📏 2,54–9,66 m
- DKK 55.100,00 DKK / SE 73.900,00 SEK

Delite GT vario HS* ABS

- ⚙️ Bosch Performance Speed
 - 🔋 Bosch PowerPack 500 (2x)
 - 📺 Bosch Intuvia
 - 📏 Suntour Aion 34
 - 🛞 X-Fusion O2
 - 🌀 ABS
 - 📏 Enviolo 380 R&M Custom
 - 🔗 Gates belt drive CDX
 - 🔗 Magura CMe ABS
 - 🌀 Schwalbe Super Moto-X 62-584
 - 📐 Supernova M99 Mini Pro-45
 - ⚖️ 32,1 kg (without lock)
 - 📏 2,54–9,66 m
- DKK 59.210,00 DKK / SE 79.420,00 SEK

Delite GX rohloff

- ⚙️ Bosch Performance CX
 - 🔋 Bosch PowerPack 500 (2x)
 - 📺 Bosch Intuvia
 - 📏 Suntour Aion 35 Boost
 - 🛞 X-Fusion O2
 - 🚒 Rohloff Speedhub E14, 14-speed
 - 🔗 Gates belt drive CDX
 - 🔗 Magura MT4
 - 🌀 Schwalbe Rock Razor 60-584
 - 📐 Supernova M99 Mini Pro-25
 - ⚖️ 30,6 kg (without lock)
 - 📏 1,66–8,84 m
- DKK 60.900,00 DKK / SE 81.700,00 SEK

Delite GX rohloff HS*

- ⚙️ Bosch Performance Speed
 - 🔋 Bosch PowerPack 500 (2x)
 - 📺 Bosch Intuvia
 - 📏 Suntour Aion 35 Boost
 - 🛞 X-Fusion O2
 - 🚒 Rohloff Speedhub E14, 14-speed
 - 🔗 Gates belt drive CDX
 - 🔗 Magura MT4
 - 🌀 Schwalbe Rock Razor 60-584
 - 📐 Supernova M99 Mini Pro-45
 - ⚖️ 30,8 kg (without lock)
 - 📏 1,74–9,30 m
- DKK 64.100,00 DKK / SE 86.100,00 SEK

Delite mountain

- ⚙ Bosch Performance CX
- 🔋 Bosch PowerPack 500 (2x)
- 📦 Bosch Intuvia
- 📏 Suntour Aion 35 Boost
- 🔧 X-Fusion O2
- 📏 Shimano Deore XT, 11-speed
- ⚙ Shimano Deore XT
- 📏 Schwalbe Nobby Nic 70-584
- 🔧 Supernova M99 Mini Pro-25
- 📏 26,6 kg (without lock)
- ➔ 1,87–7,81 m

DK 49.400,00 DKK / SE 66.200,00 SEK

Delite GTS

- ⚙ Bosch Performance CX
- 🔋 Bosch PowerPack 500 (2x)
- 📦 Bosch Kiox
- 📏 Fox Float 34 Factory Boost
- 🔧 Fox Float 34 DPS Factory
- 📏 Shimano XTR Di2, 11-speed
- ⚙ Magura MT4
- 📏 Schwalbe Super Moto-X 62-584
- 🔧 Supernova M99 Mini Pro-25
- 📏 29,1 kg (without lock)
- ➔ 2,35–8,96 m

DK 82.200,00 DKK / SE 110.300,00 SEK

Delite mountain rohloff

- ⚙ Bosch Performance CX
- 🔋 Bosch PowerPack 500 (2x)
- 📦 Bosch Intuvia
- 📏 Fox Float 34 Performance Boost
- 🔧 Fox Float DPS Performance
- 🔧 Rohloff Speedhub E14, 14-speed
- ⚙ Shimano Deore XT
- 📏 Schwalbe Nobby Nic 70-584
- 🔧 Supernova M99 Mini Pro-25
- 📏 27,6 kg (without lock)
- ➔ 1,92–10,26 m

DK 61.700,00 DKK / SE 82.800,00 SEK

Optional equipment

- 📦 Bosch Kiox
Standard with Delite GTS
DK 830,00 DKK / SE 1.110,00 SEK
- 📦 COBI.Bike sport
(not available for ABS, rohloff
and HS*-models, Delite GTS)
DK 1.400,00 DKK / SE 1.880,00 SEK

- ⊙ ABS
(not available for Delite GTS/mountain/
mountain rohloff, not in combination with
Fox, COBI.Bike sport)
DK 4.110,00 DKK / SE 5.520,00 SEK
- 📏 Fox air suspension
(Fox 34 Float 100 forks/
Fox Float DPS suspension element)
(not available for the GTS/mountain
rohloff, not in combination with ABS.
With mountain/GX rohloff/HS: Boost with
120 mm travel at the front)
DK 4.940,00 DKK / SE 6.620,00 SEK

- 📦 Delite mountain/mountain rohloff carrier
(standard equipment for all other models)
Enables panniers to be fitted
DK 1.650,00 DKK / SE 2.210,00 SEK
- 🔒 Abus Bordo Alarm folding lock 90 cm
For Delite mountain/mountain rohloff
(standard equipment for all other models),
simultaneously locks with battery lock
DK 1.150,00 DKK / SE 1.550,00 SEK

Technical approvals

- Gross vehicle weight capacity: 140 kg
- Carrier: 20 kg
- Handlebar bag, basket: – / 3 kg³
- Trailer approved singletrack: –
- Trailer approved dualtrack: yes²
- Bike-trailer approved: yes
- Children seat approved: yes⁵

Geometry

A	Frame height ^{cm}	49	54	56
B	Stand-over height GT, GX ^{cm}	82,5	82,5	82,5
	Stand-over height mountain ^{cm}	84	84	84
C	Stack ^{cm}	61	61,5	61,5
D	Reach ^{cm}	39,5	42	45
E	Top tube length ^{cm}	58	61	64
F	Wheelbase ^{cm}	119	122	125
G	Overall length GT, GX ^{cm}	191	194	197
	Overall length mountain ^{cm}	194	197	200
H	Bottom bracket height GT, GX ^{cm}	31,5	31,5	31,5
	Bottom bracket height mountain ^{cm}	33	33	33
	Wheel size ["]	27,5	27,5	27,5
	Front suspension travel GT, GX ^{mm}	100	100	100
	Front suspension travel mountain ^{mm}	120	120	120
	Rear suspension travel ^{mm}	100	100	100

Homage

The Homage wins you over providing an exceptionally dynamic riding experience thanks to Control Technology and its striking design language which now also houses a fully integrated battery.

Specifications

- 📏 49 / 54 / 58 cm
- 🎨 deepsea blue metallic



Homage GX rohloff / deepsea blue metallic / 📏 54 cm



Homage GT touring HS* ABS / deepsea blue metallic / 📏 49 cm

Optional equipment: DualBattery

Homage GT touring

- ⚙️ Bosch Performance CX
- 📦 Bosch PowerTube 500
- 📦 Bosch Intuvia
- 📏 Suntour Aion 34
- 🛞 X-Fusion O2
- 🚲 Shimano Deore XT, 11-speed
- 🛞 Magura MT4
- 📏 Schwalbe Super Moto-X 62-584
- 📦 Supernova M99 Mini Pro-25
- 📏 28,5 kg (without lock)
- 📏 2,35–8,96 m
- 💰 41.100,00 DKK / 55.200,00 SEK

Homage GT touring HS*

- ⚙️ Bosch Performance Speed
- 📦 Bosch PowerTube 500
- 📦 Bosch Intuvia
- 📏 Suntour Aion 34
- 🛞 X-Fusion O2
- 🚲 Shimano Deore XT, 11-speed
- 🛞 Magura MT4
- 📏 Schwalbe Super Moto-X 62-584
- 📦 Supernova M99 Mini Pro-45
- 📏 28,7 kg (without lock)
- 📏 2,38–9,95 m
- 💰 44.400,00 DKK / 59.600,00 SEK

Homage GT touring HS* ABS

- ⚙ Bosch Performance Speed
 - 📦 Bosch PowerTube 500
 - 📦 Bosch Intuvia
 - 📏 Suntour Aion 34
 - 🔗 X-Fusion O2
 - ⊙ ABS
 - 📏 Shimano Deore XT, 11-speed
 - ⊙ Magura CMe ABS
 - ⊙ Schwalbe Super Moto-X 62-584
 - ⊞ Supernova M99 Mini Pro-45
 - 📏 29,5 kg (without lock)
 - ➔ 2,38–9,95 m
- DK 48.510,00 DKK / SE 65.120,00 SEK

Homage GT vario HS*

- ⚙ Bosch Performance Speed
 - 📦 Bosch PowerTube 500
 - 📦 Bosch Intuvia
 - 📏 Suntour Aion 34
 - 🔗 X-Fusion O2
 - 📏 Enviolo 380 R&M Custom
 - ⊖ Gates belt drive CDX
 - ⊙ Magura MT4
 - ⊙ Schwalbe Super Moto-X 62-584
 - ⊞ Supernova M99 Mini Pro-45
 - 📏 29,7 kg (without lock)
 - ➔ 2,54–9,66 m
- DK 46.900,00 DKK / SE 62.900,00 SEK

Homage GT vario

- ⚙ Bosch Performance CX
 - 📦 Bosch PowerTube 500
 - 📦 Bosch Intuvia
 - 📏 Suntour Aion 34
 - 🔗 X-Fusion O2
 - 📏 Enviolo 380 R&M Custom
 - ⊖ Gates belt drive CDX
 - ⊙ Magura MT4
 - ⊙ Schwalbe Super Moto-X 62-584
 - ⊞ Supernova M99 Mini Pro-25
 - 📏 29,5 kg (without lock)
 - ➔ 2,54–9,66 m
- DK 43.600,00 DKK / SE 58.500,00 SEK

Homage GT vario HS* ABS

- ⚙ Bosch Performance Speed
 - 📦 Bosch PowerTube 500
 - 📦 Bosch Intuvia
 - 📏 Suntour Aion 34
 - 🔗 X-Fusion O2
 - ⊙ ABS
 - 📏 Enviolo 380 R&M Custom
 - ⊖ Gates belt drive CDX
 - ⊙ Magura CMe ABS
 - ⊙ Schwalbe Super Moto-X 62-584
 - ⊞ Supernova M99 Mini Pro-45
 - 📏 30,5 kg (without lock)
 - ➔ 2,54–9,66 m
- DK 51.010,00 DKK / SE 68.420,00 SEK

Optional equipment

- 📦 Bosch Kiox
- DK 830,00 DKK / SE 1.110,00 SEK
- 📦 COBI.Bike sport
- (not available for ABS, rohloff and HS*-models)
- DK 1.400,00 DKK / SE 1.880,00 SEK
- 📦 DualBattery
- DK 7.400,00 DKK / SE 9.930,00 SEK
- ⊙ ABS
- (not available for rohloff models, not in combination with COBI.Bike sport)
- DK 4.110,00 DKK / SE 5.520,00 SEK

Homage GX rohloff

- ⚙ Bosch Performance CX
 - 📦 Bosch PowerTube 500
 - 📦 Bosch Intuvia
 - 📏 Suntour Aion 34
 - 🔗 X-Fusion O2
 - 📏 Rohloff Speedhub E14, 14-speed
 - ⊖ Gates belt drive CDX
 - ⊙ Magura MT4
 - ⊙ Schwalbe Rock Razor 60-584
 - ⊞ Supernova M99 Mini Pro-25
 - 📏 29,0 kg (without lock)
 - ➔ 1,66–8,84 m
- DK 52.600,00 DKK / SE 70.600,00 SEK

Technical approvals

- Gross vehicle weight capacity: 140 kg
- Carrier: 20 kg
- Handlebar bag, basket: – / 3 kg ³
- Trailer approved singletrack: –
- Trailer approved dualtrack: yes
- Bike-trailer approved: yes
- Children seat approved: yes ⁵

Geometry

A	Frame height ^{cm}	49	54	58
B	Stepthrough height ^{cm}	51	51	51
C	Stack ^{cm}	65.5	65.5	65.5
D	Reach ^{cm}	38.5	41	44
E	Top tube length ^{cm}	58.5	61	64
F	Wheelbase ^{cm}	116.5	119	122
G	Overall length ^{cm}	188.5	191	194
H	Bottom bracket height ^{cm}	30.5	30.5	30.5
	Wheel size ["]	27.5	27.5	27.5
	Front suspension travel ^{mm}	100	100	100
	Rear suspension travel ^{mm}	100	100	100

Culture GT

Classic design combined with Control Technology makes the Culture GT the epitome of style. The full-suspension chassis carries its rider safely through the streets.

Specifications

- 📏 49 / 54 / 58 cm
- 🎨 urban silver metallic



Culture GT touring / urban silver metallic / 📏 54 cm

Culture GT touring

- ⚡ Bosch Performance CX
 - 🔌 Bosch PowerTube 500
 - 📏 Bosch Intuvia
 - 📏 Suntour XCR32
 - 🔌 X-Fusion Glyde
 - ⚙️ Shimano Deore, 10-speed
 - ⚡ Magura MT4
 - 🕒 Schwalbe Almotion 55-584
 - ⚙️ Busch & Müller Lumotec IQ-XS T
 - 📏 28,7 kg (without lock)
 - 📏 2,18–8,31 m
- DKK 37.000,00 DKK / ^{SE}49.700,00 SEK

Culture GT vario

- ⚡ Bosch Performance CX
 - 🔌 Bosch PowerTube 500
 - 📏 Bosch Intuvia
 - 📏 Suntour XCR32
 - 🔌 X-Fusion Glyde
 - ⚙️ Enviolo 380 R&M Custom
 - ⚡ Gates belt drive CDX
 - ⚡ Magura MT4
 - 🕒 Schwalbe Almotion 55-584
 - ⚙️ Busch & Müller Lumotec IQ-XS T
 - 📏 29,7 kg (without lock)
 - 📏 2,50–9,48 m
- DKK 41.100,00 DKK / ^{SE}55.200,00 SEK

Optional equipment

- 📏 COBI.Bike sport
- DKK 1.400,00 DKK / ^{SE}1.880,00 SEK

Technical approvals

- Gross vehicle weight capacity: 140 kg
- Carrier: 20 kg
- Front carrier: 3 kg
- Trailer approved singletrack: –
- Trailer approved dualtrack: yes
- Bike-trailer approved: yes
- Children seat approved: yes ⁵

Geometry

A	Frame height ^{cm}	49	54	58
B	Stepthrough height ^{cm}	50	50	50
C	Stack ^{cm}	65,5	65,5	65,5
D	Reach ^{cm}	38,5	41	44
E	Top tube length ^{cm}	58,5	61	64
F	Wheelbase ^{cm}	116,5	119	122
G	Overall length ^{cm}	187,5	190	193
H	Bottom bracket height ^{cm}	30	30	30
	Wheel size "	27,5	27,5	27,5
	Front suspension travel ^{mm}	100	100	100
	Rear suspension travel ^{mm}	100	100	100

Culture

Maximum comfort meets riding safety and impressive riding characteristics in the Culture with its low step-through frame design and Control Technology. The Culture also impresses with easy handling and innovative detailed solutions.

Specifications

- 📏 47 / 55 cm
- 🎨 iceblue matt
- 🎨 electric red metallic
- 🎨 white

Culture city rücktritt

- 🔋 Bosch Active Cruise
- 🔋 Bosch PowerPack 500
- 📺 Bosch Intuvia
- 📏 RST Omega TNL
- 🛞 X-Fusion Glyde
- 🚲 Shimano Nexus, 8-speed, back-pedal
- 🔊 Magura HS22
- 🔋 Schwalbe Energizer Plus 47-559
- 🔋 Busch & Müller Lumotec IQ-X E
- 📊 27,3 kg
- 📏 2,69–8,24 m

DKK 34.600,00 DKK / SEK 46.400,00 SEK

Culture vario

- 🔋 Bosch Performance Cruise
- 🔋 Bosch PowerPack 500
- 📺 Bosch Intuvia
- 📏 RST Omega TNL
- 🛞 X-Fusion Glyde
- 🚲 Enviolo 380 R&M Custom
- 🔊 Gates belt drive CDX
- 🔊 Magura HS22
- 🔋 Schwalbe Energizer Plus 47-559
- 🔋 Busch & Müller Lumotec IQ-X E
- 📊 28,2 kg
- 📏 2,34–8,88 m

DKK 38.700,00 DKK / SEK 51.900,00 SEK

Culture automatic

- 🔋 Bosch Performance Cruise
- 🔋 Bosch PowerPack 500
- 📺 Bosch Intuvia
- 📏 RST Omega TNL
- 🛞 X-Fusion Glyde
- 🚲 Enviolo 380 R&M Custom automatic
- 🔊 Gates belt drive CDX
- 🔊 Magura HS22
- 🔋 Schwalbe Energizer Plus 47-559
- 🔋 Busch & Müller Lumotec IQ-X E
- 📊 28,2 kg
- 📏 2,34–8,88 m

DKK 41.100,00 DKK / SEK 55.200,00 SEK

Technical approvals

- Gross vehicle weight capacity: 140 kg
- Carrier: 20 kg
- Handlebar bag, basket: 3 kg
- Trailer approved singletrack: –
- Trailer approved dualtrack: yes
- Bike-trailer approved: yes
- Children seat approved: yes ⁵

Geometry

A	Frame height ^{cm}	47	55
B	Stepthrough height ^{cm}	43.5	43.5
C	Stack ^{cm}	62.5	62.5
D	Reach ^{cm}	37	39
E	Top tube length ^{cm}	56	58
F	Wheelbase ^{cm}	108	110
G	Overall length ^{cm}	174	176
H	Bottom bracket height ^{cm}	29	29
	Wheel size ["]	26	26
	Front suspension travel ^{mm}	80	80
	Rear suspension travel ^{mm}	100	100



Culture automatic / iceblue matt / \varnothing : 47 cm



Culture vario / electric red metallic / \varnothing : 55 cm



Culture city rücktritt / white / \varnothing : 47 cm

Supercharger

Sporty and looks like it was cast as one piece:

The captivating appearance of the Supercharger's frame fully integrates two Bosch PowerTube batteries, giving it a battery capacity of 1,000 Wh and an enormous range.

Specifications

- 46 / 49 / 53 cm
- electric blue metallic
- urban silver metallic

Gross vehicle
weight capacity:
160 kg

Supercharger GT touring

- Bosch Performance CX
 - Bosch PowerTube 500 (2x)
 - Bosch Intuvia
 - Suntour Aion 34
 - Shimano Deore XT, 11-speed
 - Shimano Deore XT
 - Schwalbe Super Moto-X 62-584
 - Busch & Müller Lumotec IQ-X E
 - 28,9 kg (without lock)
 - 2,48–9,46 m
- DK 43.600,00 DKK / SE 58.500,00 SEK

Supercharger GT touring HS*

- Bosch Performance Speed
 - Bosch PowerTube 500 (2x)
 - Bosch Intuvia
 - Suntour Aion 34
 - Shimano Deore XT, 11-speed
 - Magura MT4
 - Schwalbe Super Moto-X 62-584
 - Busch & Müller Lumotec IQ-X E (HS)
 - 29,1 kg (without lock)
 - 2,38–9,95 m
- DK 46.100,00 DKK / SE 61.800,00 SEK

Supercharger GH vario

- Bosch Performance CX
 - Bosch PowerTube 500 (2x)
 - Bosch Intuvia
 - Suntour Aion 34
 - Enviolo 380 R&M Custom
 - Gates belt drive CDX
 - Magura MT4
 - Schwalbe Super Moto-X 62-584
 - Busch & Müller Lumotec IQ-X E
 - 31,7 kg (without lock)
 - 2,15–8,17 m
- DK 45.200,00 DKK / SE 60.700,00 SEK

Supercharger GT vario HS*

- Bosch Performance Speed
 - Bosch PowerTube 500 (2x)
 - Bosch Intuvia
 - Suntour Aion 34
 - Enviolo 380 R&M Custom
 - Gates belt drive CDX
 - Magura MT4
 - Schwalbe Super Moto-X 62-584
 - Busch & Müller Lumotec IQ-X E (HS)
 - 30,3 kg (without lock)
 - 2,53–9,60 m
- DK 48.500,00 DKK / SE 65.100,00 SEK

Supercharger GX rohloff

- Bosch Performance CX
 - Bosch PowerTube 500 (2x)
 - Bosch Intuvia
 - Suntour Aion 34
 - Rohloff Speedhub E14, 14-speed
 - Gates belt drive CDX
 - Shimano Deore XT
 - Schwalbe Rock Razor 60-584
 - Busch & Müller Lumotec IQ-X E
 - 29,4 kg (without lock)
 - 1,66–8,84 m
- DK 55.900,00 DKK / SE 75.000,00 SEK

Supercharger GX rohloff HS*

- Bosch Performance Speed
 - Bosch PowerTube 500 (2x)
 - Bosch Intuvia
 - Suntour Aion 34
 - Rohloff Speedhub E14, 14-speed
 - Gates belt drive CDX
 - Magura MT4
 - Schwalbe Rock Razor 60-584
 - Busch & Müller Lumotec IQ-X E (HS)
 - 29,6 kg (without lock)
 - 1,66–8,84 m
- DK 58.400,00 DKK / SE 78.300,00 SEK

Optional equipment

- COBI.Bike sport
(not available for HS*- and rohloff models)
DK 1.400,00 DKK / SE 1.880,00 SEK
- Bosch Kiox
DK 830,00 DKK / SE 1.110,00 SEK



Supercharger GT touring / electric blue metallic / \varnothing : 49 cm




Supercharger GX roloff / urban silver metallic / \varnothing : 49 cm

Technical approvals

- Gross vehicle weight capacity: 140 / 160 kg ⁴
- Carrier: 20 kg
- Handlebar bag, basket, Front carrier: – / 3 kg ³
- Trailer approved singletrack: yes
- Trailer approved dualtrack: yes ²
- Bike-trailer approved: yes
- Children seat approved: yes ⁵

Geometry

A	Frame height ^{cm}	46	49	53
B	Stand-over height ^{cm}	85	86	86
C	Stack ^{cm}	66,5	66,5	66,5
D	Reach ^{cm}	38	41	43
E	Top tube length ^{cm}	58	61	63
F	Wheelbase ^{cm}	113	116	118
G	Overall length ^{cm}	185	188	190
H	Bottom bracket height ^{cm}	29	29	29
	Wheel size ["]	27,5	27,5	27,5
	Front suspension travel ^{mm}	100	100	100





Multicharger

The Multicharger is an E-Bike with optimised cargo space in an off-road style. Its carefully designed cargo equipment options make it the ideal touring, family or transport E-Bike with only a slightly longer wheelbase than the Charger.

Specifications

- 🔌 universal
- 👉 utility grey
- 👉 pearl white

Multicharger city

- 🔌 Bosch Active Plus
- 🔌 Bosch PowerTube 500
- 🔌 Bosch Purion
- 👉 Suntour XCR32
- 🔌 Shimano Nexus, 8-speed
- 🔌 Magura MT4
- 👉 Schwalbe Big Ben Plus 55-559
- 🔌 Supernova E3 E-Bike
- 👉 29,2 kg
- 🔌 2,59–7,96 m
- DK 31.300,00 DKK / SE 42.000,00 SEK

Multicharger light

- 🔌 Bosch Performance CX
- 🔌 Bosch PowerTube 500
- 🔌 Bosch Purion
- 👉 Suntour XCR32
- 🔌 Shimano Deore, 10-speed
- 🔌 Magura MT4
- 👉 Schwalbe Big Ben Plus 55-559
- 🔌 Supernova E3 E-Bike
- 👉 27,2 kg
- 🔌 2,22–8,47 m
- DK 32.100,00 DKK / SE 43.100,00 SEK

Multicharger GX touring

- 🔌 Bosch Performance CX
- 🔌 Bosch PowerTube 500
- 🔌 Bosch Purion
- 👉 Suntour XCR32
- 🔌 Shimano Deore XT, 11-speed
- 🔌 Magura MT4
- 👉 Schwalbe Smart Sam 57-559
- 🔌 Supernova E3 E-Bike
- 👉 29,2 kg
- 🔌 2,23–8,52 m
- DK 35.400,00 DKK / SE 47.500,00 SEK

Multicharger GX touring HS*

- 🔌 Bosch Performance Speed
- 🔌 Bosch PowerTube 500
- 🔌 Bosch Purion
- 👉 Suntour XCR32
- 🔌 Shimano Deore XT, 11-speed
- 🔌 Magura MT4
- 👉 Schwalbe Smart Sam 57-559
- 🔌 Busch & Müller Lumotec IQ-X E (HS)
- 👉 29,4 kg
- 🔌 2,26–9,46 m
- DK 38.700,00 DKK / SE 51.900,00 SEK

Multicharger vario

- 🔌 Bosch Performance CX
- 🔌 Bosch PowerTube 500
- 🔌 Bosch Purion
- 👉 Suntour XCR32
- 🔌 Enviolo 380 R&M Custom
- 🔌 Gates belt drive CDX
- 🔌 Magura MT4
- 👉 Schwalbe Big Ben Plus 55-559
- 🔌 Supernova E3 E-Bike
- 👉 30,6 kg
- 🔌 2,39–9,08 m
- DK 37.800,00 DKK / SE 50.800,00 SEK

Multicharger vario HS*

- 🔌 Bosch Performance Speed
- 🔌 Bosch PowerTube 500
- 🔌 Bosch Purion
- 👉 Suntour XCR32
- 🔌 Enviolo 380 R&M Custom
- 🔌 Gates belt drive CDX
- 🔌 Magura MT4
- 👉 Schwalbe Big Ben Plus 55-559
- 🔌 Busch & Müller Lumotec IQ-X E (HS)
- 👉 30,8 kg
- 🔌 2,39–9,08 m
- DK 41.100,00 DKK / SE 55.200,00 SEK

Optional equipment

- 🔌 COBI.Bike sport
(not available for HS*-models)
DK 1.650,00 DKK / SE 2.210,00 SEK
- 🔌 DualBattery
(not available for Mixte)
DK 7.400,00 DKK / SE 9.930,00 SEK
- 🔌 Passenger kit
Handlebar, footrests, padded shelf
(not available for HS*-models)
DK 1.240,00 DKK / SE 1.660,00 SEK

- 🔌 Cargo bags
Large volume, 2 x 33 litres
DK 1.320,00 DKK / SE 1.770,00 SEK



Multicharger GX touring / utility grey

Optional equipment: DualBattery, COBI.Bike sport



Multicharger Mixte vario / pearl white/black

Technical approvals

Gross vehicle weight capacity: 160 kg ¹

Carrier: 60 kg

Handlebar bag, basket, front carrier: 5 kg

Trailer approved singletrack: yes

Trailer approved dualtrack: yes ²

Bike-trailer approved: yes

Children seat approved: yes ⁵

Geometry

			Mixte
A	Frame height ^{cm}	47	47
B	Stepthrough height ^{cm}	–	56
B	Stand-over height ^{cm}	80	–
C	Stack ^{cm}	63,5	63,5
D	Reach ^{cm}	39	39
E	Top tube length ^{cm}	59,5	59,5
F	Wheelbase ^{cm}	119,5	119,5
G	Overall length ^{cm}	197	197
H	Bottom bracket height ^{cm}	27	27
	Wheel size "	26	26
	Front suspension travel ^{mm}	63	63

Charger

With its integrated Bosch PowerTube battery, versatile equipment and high-quality components, the Charger is the perfect E-Bike for every day. Whether commuting or touring – every trip becomes an experience with the Charger.



Charger GH vario / pearl white / 49 cm
Optional Equipment: DualBattery



Charger city / black matt / 49 cm



Charger Mixte GT touring / electric red metallic / 49 cm

Specifications

- 46 / 49 / 53 cm
- pearl white
- black matt
- electric red metallic

Specifications Mixte

- 46 / 49 cm
- electric red metallic
- black matt
- pearl white

Charger city

- Bosch Active Plus
- Bosch PowerTube 500
- Bosch Intuvia
- Suntour XCR32
- Shimano Nexus, 8-speed
- Shimano Deore
- Schwalbe Big Ben Plus 50-622
- Supernova E3 E-Bike
- 25,8 kg (without lock)
- 2,64–8,09 m
- DKK 30.400,00 DKK / SEK 40.800,00 SEK

Charger vario

- Bosch Performance CX
- Bosch PowerTube 500
- Bosch Intuvia
- Suntour XCR32
- Enviolo 380 R&M Custom
- Gates belt drive CDX
- Shimano Deore
- Schwalbe Big Ben Plus 50-622
- Supernova E3 E-Bike
- 26,3 kg (without lock)
- 2,20–8,36 m
- DKK 35.400,00 DKK / SEK 47.500,00 SEK

Gross vehicle weight capacity: 160 kg

Charger touring

- ⚙ Bosch Performance CX
 - 📦 Bosch PowerTube 500
 - 📦 Bosch Intuvia
 - 👤 Suntour XCR32
 - 🏍 Shimano Deore, 10-speed
 - 🔗 Shimano Deore
 - 🕒 Schwalbe Big Ben Plus 50-622
 - ⚖ Supernova E3 E-Bike
 - 📦 25,3 kg (without lock)
 - 📏 2,27–8,65 m
- DK 31.300,00 DKK / SE 42.000,00 SEK

Charger touring HS

- ⚙ Bosch Performance Speed
 - 📦 Bosch PowerTube 500
 - 📦 Bosch Intuvia
 - 👤 Suntour Aion 34
 - 🏍 Shimano Deore XT, 11-speed
 - 🔗 Magura MT4
 - 🕒 Schwalbe Big Ben Plus 50-622
 - ⚖ Busch & Müller Lumotec IQ-X E (HS)
 - 📦 25,5 kg (without lock)
 - 📏 2,43–10,18 m
- DK 37.000,00 DKK / SE 49.700,00 SEK

Charger GH vario

- ⚙ Bosch Performance CX
 - 📦 Bosch PowerTube 500
 - 📦 Bosch Intuvia
 - 👤 Suntour Aion 34
 - 🏍 Enviolo 380 R&M Custom
 - 🔗 Gates belt drive CDX
 - 🔗 Magura MT4
 - 🕒 Schwalbe Super Moto-X 62-584
 - ⚖ Supernova E3 E-Bike
 - 📦 26,8 kg (without lock)
 - 📏 2,15–8,17 m
- DK 37.000,00 DKK / SE 47.500,00 SEK

Charger GT touring

- ⚙ Bosch Performance CX
 - 📦 Bosch PowerTube 500
 - 📦 Bosch Intuvia
 - 👤 Suntour Aion 34
 - 🏍 Shimano Deore XT, 11-speed
 - 🔗 Shimano Deore XT
 - 🕒 Schwalbe Super Moto-X 62-584
 - ⚖ Busch & Müller Lumotec IQ-X E
 - 📦 25,8 kg (without lock)
 - 📏 2,48–9,46 m
- DK 35.400,00 DKK / SE 47.500,00 SEK

Charger GT touring HS*

- ⚙ Bosch Performance Speed
 - 📦 Bosch PowerTube 500
 - 📦 Bosch Intuvia
 - 👤 Suntour Aion 34
 - 🏍 Shimano Deore XT, 11-speed
 - 🔗 Magura MT4
 - 🕒 Schwalbe Super Moto-X 62-584
 - ⚖ Busch & Müller Lumotec IQ-X E (HS)
 - 📦 26,0 kg (without lock)
 - 📏 2,38–9,95 m
- DK 37.800,00 DKK / SE 50.800,00 SEK

Charger GT vario HS*

- ⚙ Bosch Performance Speed
 - 📦 Bosch PowerTube 500
 - 📦 Bosch Intuvia
 - 👤 Suntour Aion 34
 - 🏍 Enviolo 380 R&M Custom
 - 🔗 Gates belt drive CDX
 - 🔗 Magura MT4
 - 🕒 Schwalbe Super Moto-X 62-584
 - ⚖ Busch & Müller Lumotec IQ-X E (HS)
 - 📦 27,0 kg (without lock)
 - 📏 2,53–9,60 m
- DK 40.300,00 DKK / SE 54.100,00 SEK

Charger vario HS*

- ⚙ Bosch Performance Speed
 - 📦 Bosch PowerTube 500
 - 📦 Bosch Intuvia
 - 👤 Suntour Aion 34
 - 🏍 Enviolo 380 R&M Custom
 - 🔗 Gates belt drive CDX
 - 🔗 Magura MT4
 - 🕒 Schwalbe Big Ben Plus 50-622
 - ⚖ Busch & Müller Lumotec IQ-X E (HS)
 - 📦 26,5 kg (without lock)
 - 📏 2,58–9,82 m
- DK 40.300,00 DKK / SE 54.100,00 SEK

Optional equipment

- 📦 COBI.Bike sport (not for HS*-models)
- DK 1.400,00 DKK / SE 1.880,00 SEK
- 📦 Bosch Kiox
- DK 1830,00 DKK / SE 1.110,00 SEK

- 📦 DualBattery (not for Mixte 46)
- DK 7.400,00 DKK / SE 9.930,00 SEK

Geometry

				Mixte	Mixte	
A	Frame height ^{cm}	46	49	53	46	49
B	Stand-over height ^{cm}	84	84	85	80	81
	Stand-over height GT ^{cm}	83,5	83,5	84,5	79,5	80,5
C	Stack ^{cm}	67,5	67,5	67,5	67,5	67,5
D	Reach ^{cm}	38	41	44	38	41
E	Top tube length ^{cm}	58	61	64	58	61
F	Wheelbase ^{cm}	113	116	119	113	116
G	Overall length ^{cm}	186	189	192	186	189
	Overall length GT ^{cm}	184	187	190	184	187
H	Bottom bracket height ^{cm}	29	29	29	29	29
	Bottom bracket height GT ^{cm}	28,5	28,5	28,5	28,5	28,5
	Wheel size "	28	28	28	28	28
	Wheel size GT "	27,5	27,5	27,5	27,5	27,5
	Front suspension travel ^{mm}	100	100	100	100	100

Technical approvals

- Gross vehicle weight capacity: 140 / 160 kg ⁴
- Carrier: 20 kg
- Handlebar bag, basket: – / 3 kg ³
- Trailer approved singletrack: yes
- Trailer approved dualtrack: yes ²
- Bike-trailer approved: yes
- Children seat approved: yes ⁵

Nevo GT/GH

Sporty low step-through bike and ideal touring bike: the Nevo GT combines both. A battery is built into its unmistakably puristic frame; DualBattery Technology is available as an option.

Specifications

- ⚙️ 43 (26") / 47 / 56 cm (27,5")
- ⊖ pure white
- ⊖ lunar grey metallic
- ⊖ dynamic red metallic



Nevo GH vario / pure white / ⚙️ 43 cm



Nevo GT touring / dynamic red metallic / ⚙️ 47 cm

Nevo GT city

- ⚙ Bosch Active Plus
- 📦 Bosch PowerTube 500
- ➡ Bosch Intuvia
- 🏠 Suntour XCR32 ^{26"/27,5"}
- 🚒 Shimano Nexus, 8-speed
- 🔗 Magura MT4
- 🌀 Schwalbe Big Ben Plus 55-559 ^{26"}
Schwalbe Super Moto-X 62-584 ^{27,5"}
- ⚖ Supernova E3 E-Bike
- 📊 28,9 kg
- ↔ 2,59–7,94 m ^{26"} / 2,58–7,91 m ^{27,5"}
DKK 31.300,00 DKK / SE 42.000,00 SEK

Gross vehicle
weight capacity:
160 kg

Nevo GH vario

- ⚙ Bosch Performance CX
- 📦 Bosch PowerTube 500
- ➡ Bosch Intuvia
- 🏠 Suntour XCR32 ^{26"/27,5"}
- 🚒 Enviolo 380 R&M Custom
- 🔗 Gates belt drive CDX
- 🔗 Magura MT4
- 🌀 Schwalbe Big Ben Plus 55-559 ^{26"}
Schwalbe Super Moto-X 62-584 ^{27,5"}
- ⚖ Supernova E3 E-Bike
- 📊 29,9 kg
- ↔ 2,39–9,08 m ^{26"} / 2,15–8,17 m ^{27,5"}
DKK 36.200,00 DKK / SE 48.600,00 SEK

Nevo GT touring

- ⚙ Bosch Performance CX
- 📦 Bosch PowerTube 500
- ➡ Bosch Intuvia
- 🏠 Suntour XCR32 ^{26"/27,5"}
- 🚒 Shimano Deore, 10-speed
- 🔗 Magura MT4
- 🌀 Schwalbe Big Ben Plus 55-559 ^{26"}
Schwalbe Super Moto-X 62-584 ^{27,5"}
- ⚖ Supernova E3 E-Bike
- 📊 27,1 kg
- ↔ 2,22–8,47 m ^{26"} / 2,22–8,47 m ^{27,5"}
DKK 32.100,00 DKK / SE 43.100,00 SEK

Nevo GT vario HS*

- ⚙ Bosch Performance Speed
- 📦 Bosch PowerTube 500
- ➡ Bosch Intuvia
- 🏠 Suntour XCR32 ^{26"/27,5"}
- 🚒 Enviolo 380 R&M Custom
- 🔗 Gates belt drive CDX
- 🔗 Magura MT4
- 🌀 Schwalbe Big Ben Plus 55-559 ^{26"}
Schwalbe Super Moto-X 62-584 ^{27,5"}
- ⚖ Busch & Müller Lumotec IQ-X E (HS)
- 📊 30,1 kg
- ↔ 2,59–9,83 m ^{26"} / 2,51–9,54 m ^{27,5"}
DKK 39.500,00 DKK / SE 53.000,00 SEK

Nevo GT touring HS*

- ⚙ Bosch Performance Speed
- 📦 Bosch PowerTube 500
- ➡ Bosch Intuvia
- 🏠 Suntour XCR32 ^{26"/27,5"}
- 🚒 Shimano Deore, 10-speed
- 🔗 Magura MT4
- 🌀 Schwalbe Big Ben Plus 55-559 ^{26"}
Schwalbe Super Moto-X 62-584 ^{27,5"}
- ⚖ Busch & Müller Lumotec IQ-X E (HS)
- 📊 27,3 kg
- ↔ 2,46–9,41 m ^{26"} / 2,61–9,95 m ^{27,5"}
DKK 35.400,00 DKK / SE 47.500,00 SEK

Optional equipment

- ➡ COBI.Bike sport
(not available for HS*-models)
DKK 1.400,00 DKK / SE 1.110,00 SEK
- 🔋 DualBattery
DKK 7.400,00 DKK / SE 9.930,00 SEK

Technical approvals

- Gross vehicle weight capacity: 140 / 160 kg ⁴
- Carrier: 20 kg
- Handlebar bag, basket: – / 3 kg ³
- Trailer approved singletrack: –
- Trailer approved dualtrack: yes ²
- Bike-trailer approved: yes
- Children seat approved: yes ⁵

Geometry

A	Frame height ^{cm}	43	47	56
B	Stepthrough height ^{cm}	43	43,5	43,5
C	Stack ^{cm}	62	66,5	66,5
D	Reach ^{cm}	35	38	42
E	Top tube length ^{cm}	56	60	64
F	Wheelbase ^{cm}	107	113	117
G	Overall length ^{cm}	174	184	188
H	Bottom bracket height ^{cm}	27,5	27,5	27,5
	Wheel size ["]	26	27,5	27,5
	Front suspension travel ^{mm}	63	63	63

Nevo GX

The Nevo GX is designed for challenging routes through the city or the unspoilt countryside. Its new design, its off-road qualities and the integrated battery bring a thrilling riding experience to the trail.

Specifications

- ∅: 47 / 56 cm (27,5")
- ∅ terra grey
- ∅ lunar grey metallic
- ∅ dynamic red metallic
- ∅ pure white



Nevo GX rohloff / terra grey / ∅: 47 cm



Nevo GX touring / lunar grey metallic / ∅: 56 cm
Optional equipment: DualBattery

Nevo GX touring

- ⚙ Bosch Performance CX
 - 📦 Bosch PowerTube 500
 - ➡ Bosch Intuvia
 - 📏 Suntour XCR32
 - ⚙ Shimano Deore XT, 11-speed
 - ⚙ Magura MT4
 - ⊙ Schwalbe Rock Razor 60-584
 - ⊞ Busch & Müller Lumotec IQ-X E
 - 📦 27,4 kg
 - ↔ 2,35–8,96 m
- DK 35.400,00 DKK / SE 47.500,00 SEK

Nevo GX rohloff

- ⚙ Bosch Performance CX
 - 📦 Bosch PowerTube 500
 - ➡ Bosch Intuvia
 - 📏 Suntour XCR32
 - ⚙ Rohloff Speedhub E14, 14-speed
 - ⊞ Gates belt drive CDX
 - ⚙ Magura MT4
 - ⊙ Schwalbe Rock Razor 60-584
 - ⊞ Busch & Müller Lumotec IQ-X E
 - 📦 28,3 kg
 - ↔ 1,66–8,84 m
- DK 46.900,00 DKK / SE 62.900,00 SEK

Optional equipment

- ➡ COBI.Bike sport
(not available for rohloff models)
DK 1.400,00 DKK / SE 1.880,00 SEK
- 📦 DualBattery
DK 7.400,00 DKK / SE 9.930,00 SEK

Technical approvals

- Gross vehicle weight capacity: 140 kg
- Carrier: 20 kg
- Handlebar bag, basket, front carrier: 3 kg
- Trailer approved singletrack: –
- Trailer approved dualtrack: yes ²
- Bike-trailer approved: yes
- Children seat approved: yes ⁵

Geometry

A	Frame height ^{cm}	47	56
B	Stepthrough height ^{cm}	43	43,5
C	Stack ^{cm}	66,5	66,5
D	Reach ^{cm}	38	42
E	Top tube length ^{cm}	60	64
F	Wheelbase ^{cm}	113	117
G	Overall length ^{cm}	184	188
H	Bottom bracket height ^{cm}	27,5	27,5
	Wheel size "	27,5	27,5
	Front suspension travel ^{mm}	63	63

Nevo

The striking silhouette of the Nevo, the expansive frame profile and hard edges promise sportiness and determination. In addition to its athletic, clean-cut design, the Nevo impresses with its agile riding behaviour and safe handling.

Specifications

- ∅: 43 (26") / 47 / 56 cm (28")
- ∅ fire red
- ∅ midnight blue metallic
- ∅ snow white



Nevo vario / fire red / ∅: 56 cm



Nevo touring HS* / midnight blue metallic / ∅: 43 cm

Nevo city

- ⚡ Bosch Performance Cruise
- 🔋 Bosch PowerPack 500
- 📏 Bosch Intuvia
- 📏 Suntour XCR32 ^{26"} / Suntour NCX ^{28"}
- 📏 Shimano Nexus, 8-speed
- 🔗 Magura MT4
- 🔗 Schwalbe Big Ben Plus 55-559 ^{26"}
Schwalbe Big Ben Plus 50-622 ^{28"}
- 🔗 Supernova E3 E-Bike
- 📏 26,0 kg
- 📏 2,58–7,92 m ^{26"} / 2,66–8,14 m ^{28"}
DK 29.600,00 DKK / SE 39.700,00 SEK

Nevo vario

- ⚡ Bosch Performance CX
- 🔋 Bosch PowerPack 500
- 📏 Bosch Intuvia
- 📏 Suntour XCR32 ^{26"} / Suntour NCX ^{28"}
- 📏 Enviolo 380 R&M Custom
- 🔗 Gates belt drive CDX
- 🔗 Magura MT4
- 🔗 Schwalbe Big Ben Plus 55-559 ^{26"}
Schwalbe Big Ben Plus 50-622 ^{28"}
- 🔗 Supernova E3 E-Bike
- 📏 27,0 kg
- 📏 2,39–9,08 m ^{26"} / 2,20–8,36 m ^{28"}
DK 33.700,00 DKK / SE 45.300,00 SEK

Technical approvals

- Gross vehicle weight capacity: 140 kg
- Carrier: 20 kg
- Handlebar bag, basket: – / 3 kg ³
- Trailer approved singletrack: –
- Trailer approved dualtrack: yes ²
- Bike-trailer approved: yes
- Children seat approved: yes ⁵

Nevo touring

- ⚡ Bosch Performance CX
- 🔋 Bosch PowerPack 500
- 📏 Bosch Intuvia
- 📏 Suntour XCR32 ^{26"} / Suntour NCX ^{28"}
- 📏 Shimano Deore, 10-speed
- 🔗 Magura MT4
- 🔗 Schwalbe Big Ben Plus 55-559 ^{26"}
Schwalbe Big Ben Plus 50-622 ^{28"}
- 🔗 Supernova E3 E-Bike
- 📏 25,9 kg
- 📏 2,59–8,47 m ^{26"} / 2,64–8,65 m ^{28"}
DK 29.600,00 DKK / SE 39.700,00 SEK

Nevo vario HS*

- ⚡ Bosch Performance Speed
- 🔋 Bosch PowerPack 500
- 📏 Bosch Intuvia
- 📏 Suntour XCR32 ^{26"} / Suntour NCX ^{28"}
- 📏 Enviolo 380 R&M Custom
- 🔗 Gates belt drive CDX
- 🔗 Magura MT4
- 🔗 Schwalbe Big Ben Plus 55-559 ^{26"}
Schwalbe Big Ben Plus 50-622 ^{28"}
- 🔗 Busch & Müller Lumotec IQ-X E (HS)
- 📏 27,2 kg
- 📏 2,59–9,83 m ^{26"} / 2,57–9,75 m ^{28"}
DK 37.000,00 DKK / SE 49.700,00 SEK

Geometry

A	Frame height ^{cm}	43	47	56
B	Stepthrough height ^{cm}	42	43	43
C	Stack ^{cm}	60	64,5	64,5
D	Reach ^{cm}	36	38,5	42,5
E	Top tube length ^{cm}	56	60	64
F	Wheelbase ^{cm}	106	113	117
G	Overall length ^{cm}	173	186	190
H	Bottom bracket height ^{cm}	27,5	27,5	27,5
	Wheel size ["]	26	28	28
	Front suspension travel ^{mm}	63	63	63

Nevo touring HS*

- ⚡ Bosch Performance Speed
- 🔋 Bosch PowerPack 500
- 📏 Bosch Intuvia
- 📏 Suntour XCR32 ^{26"} / Suntour NCX ^{28"}
- 📏 Shimano Deore, 10-speed
- 🔗 Magura MT4
- 🔗 Schwalbe Big Ben Plus 55-559 ^{26"}
Schwalbe Big Ben Plus 50-622 ^{28"}
- 🔗 Busch & Müller Lumotec IQ-X E (HS)
- 📏 26,1 kg
- 📏 2,88–9,41 m ^{26"} / 3,11–10,18 m ^{28"}
DK 32.900,00 DKK / SE 44.200,00 SEK

Roadster

The roadster perfectly combines the riding feel and aesthetics of a classic racing bike. Thanks to a high level of frame stability, the short stem and optimum weight distribution, the bike always remains extremely agile and handles perfectly.

Specifications

- 📏 51 / 56 / 61 cm
- ◊ electric green metallic
- ◊ black matt

Specifications Mixte

- 📏 45 / 53 cm
- ◊ snow white
- ◊ electric green metallic
- ◊ black matt



Roadster GT urban / electric green metallic / 📏 51 cm



Roadster city / black matt / 📏 61 cm



Roadster Mixte touring / snow white / 📏 53 cm

Optional equipment: Carrier, front carrier

Roadster city

- ⊕ Bosch Active Plus
 - ☐ Bosch PowerPack 500
 - ☞ Bosch Purion
 - ↑ Suntour NCX
 - ☒ Shimano Nexus, 8-speed
 - ⊗ Magura MT4
 - ⊙ Schwalbe G-One 40-622
 - ☰ Busch & Müller Lumotec IQ-XS
 - ⊞ 22,1 kg
 - ↔ 2,67–8,20 m
- DK 26.300,00 DKK / SE 35.300,00 SEK

Roadster touring

- ⊕ Bosch Active Plus
 - ☐ Bosch PowerPack 500
 - ☞ Bosch Purion
 - ↑ Suntour NCX
 - ☒ Shimano Deore, 10-speed
 - ⊗ Magura MT4
 - ⊙ Schwalbe G-One 40-622
 - ☰ Busch & Müller Lumotec IQ-XS
 - ⊞ 21,4 kg
 - ↔ 2,18–8,30 m
- DK 26.300,00 DKK / SE 35.300,00 SEK

Roadster touring HS*

- ⊕ Bosch Performance Speed
 - ☐ Bosch PowerPack 500
 - ☞ Bosch Purion
 - ↑ Suntour NCX
 - ☒ Shimano Deore, 10-speed
 - ⊗ Magura MT4
 - ⊙ Schwalbe G-One 40-622
 - ☰ Busch & Müller Lumotec IQ-X E (HS)
 - ⊞ 22,1 kg
 - ↔ 2,48–9,46 m
- DK 30.400,00 DKK / SE 40.800,00 SEK

Roadster urban

- ⊕ Bosch Active Plus
 - ☐ Bosch PowerPack 500
 - ☞ Bosch Intuvia
 - ↑ Suntour NCX
 - ☒ Shimano Alfine Di2, 11-speed
 - ☐ Gates belt drive CDX
 - ⊗ Magura MT4
 - ⊙ Schwalbe G-One 40-622
 - ☰ Busch & Müller Lumotec IQ-XS
 - ⊞ 21,8 kg
 - ↔ 2,05–8,36 m
- DK 32.900,00 DKK / SE 44.200,00 SEK

Roadster GT urban

- ⊕ Bosch Active Plus
 - ☐ Bosch PowerPack 500
 - ☞ Bosch Intuvia
 - ↑ Suntour NCX
 - ☒ Shimano Alfine Di2, 11-speed
 - ☐ Gates belt drive CDX
 - ⊗ Magura MT4
 - ⊙ Schwalbe Almotion 55-584
 - ☰ Busch & Müller Lumotec IQ-XS
 - ⊞ 22,8 kg
 - ↔ 2,02–8,27 m
- DK 34.600,00 DKK / SE 46.400,00 SEK

Optional equipment

- ☞ COBI.Bike sport
(not available for HS*-models,
Roadster urban/GT urban)
DK 1.400,00 DKK / SE 1.880,00 SEK
- ☒ Front carrier
With cargo loading surface
(not available for touring HS)
DK 830,00 DKK / SE 1.110,00 SEK
- ☒ Carrier
Standard equipment with
GT urban/touring HS
DK 660,00 DKK / SE 890,00 SEK

Technical approvals

- Gross vehicle weight capacity: 140 kg
- Carrier: 20 kg
- Handlebar bag, basket, front carrier: – / 3 kg³
- Trailer approved singletrack: yes
- Trailer approved dualtrack: yes²
- Bike-trailer approved: yes
- Children seat approved: yes⁵

Geometry

				Mixte	Mixte	
A	Frame height ^{cm}	51	56	61	45	53
B	Stand-over height ^{cm}	82	84,5	87	73	71,5
	Stand-over height GT ^{cm}	81,5	84	86,5	72,5	71
C	Stack ^{cm}	60	61,5	63	62	63,5
D	Reach ^{cm}	37	39,5	43	36,5	39
E	Top tube length ^{cm}	54	57	61	54	57
F	Wheelbase ^{cm}	108	111	115	108	111
G	Overall length ^{cm}	179	182	186	179	182
	Overall length GT ^{cm}	180	183	187	180	183
H	Bottom bracket height ^{cm}	28,5	28,5	28,5	28	28
	Bottom bracket height GT ^{cm}	28	28	28	27,5	27,5
	Wheel size "	28	28	28	28	28
	Wheel size GT "	27,5	27,5	27,5	27,5	27,5
	Front suspension travel ^{mm}	63	63	63	63	63

Cruiser

The sophisticated colour combination of the frame, saddle and 28" tires, together with the subtle brown leather-look is eye-catching and makes your Cruiser a real bright spot on the road. You'll love being on the bike for a couple of extra laps when you're so stylish and relaxed.

Specifications

📏: 51 / 56 / 60 cm
◊ black

Specifications Mixte

📏: 43 / 50 / 55 cm
◊ cream
◊ black














Cruiser urban / black / 📏: 56 cm

Optional equipment: 🛒 Frame bag













Cruiser Mixte city rücktritt / cream / 📏: 50 cm











Cruiser urban

-  Bosch Active Plus
 -  Bosch PowerPack 500
 -  Bosch Intuvia
 -  RST Nova ML
 -  Shimano Nexus, 8-speed
 -  Gates belt drive CDX
 -  Magura HS22
 -  Schwalbe Big Ben 50-622
 -  Busch & Müller Lumotec IQ Cyo R LED
 -  24,4 kg
 -  2,46–7,54 m
- ^{DK} 28.000,00 DKK / ^{SE} 37.500,00 SEK











Cruiser city rücktritt

-  Bosch Active Plus
 -  Bosch PowerPack 500
 -  Bosch Intuvia
 -  RST Nova ML
 -  Shimano Nexus, 8-speed, back-pedal
 -  Magura HS22
 -  Schwalbe Big Ben 50-622
 -  Busch & Müller Lumotec IQ Cyo R LED
 -  24,8 kg
 -  2,48–7,60 m
- ^{DK} 26.300,00 DKK / ^{SE} 35.300,00 SEK



Cruiser vario

-  Bosch Active Plus
 -  Bosch PowerPack 500
 -  Bosch Intuvia
 -  RST Nova ML
 -  Enviolo 380 R&M Custom
 -  Magura HS22
 -  Schwalbe Big Ben 50-622
 -  Busch & Müller Lumotec IQ Cyo R LED
 -  26,9 kg
 -  2,35–8,94 m
- ^{DK} 28.000,00 DKK / ^{SE} 37.500,00 SEK

Cruiser vario HS*

-  Bosch Performance Speed
 -  Bosch PowerPack 500
 -  Bosch Intuvia
 -  RST Nova ML
 -  Enviolo 380 R&M Custom
 -  Magura HS33
 -  Schwalbe Big Ben 50-622
 -  Busch & Müller Lumotec IQ-X E (HS)
 -  27,1 kg
 -  2,52–9,58 m
- ^{DK} 32.100,00 DKK / ^{SE} 43.100,00 SEK

Optional equipment

-  Frame bag
- ^{DK} 420,00 DKK / ^{SE} 560,00 SEK
-  Front luggage carrier
- With cargo loading surface
(not available for HS*-models)
- ^{DK} 830,00 DKK / ^{SE} 1.100,00 SEK

Technical approvals

- Gross vehicle weight capacity: 140 kg
- Carrier: 20 kg
- Handlebar bag, basket: – / 3 kg ³
- Trailer approved singletrack: yes
- Trailer approved dualtrack: yes ²
- Bike-trailer approved: yes
- Children seat approved: yes ⁵

Geometry

				Mixte	Mixte	Mixte	
A	Frame height ^{cm}	51	56	60	43	50	55
B	Stand-over height ^{cm}	85	87	87,5	79	78	78
C	Stack ^{cm}	64,5	65,5	65	64,5	64,5	64,5
D	Reach ^{cm}	39	41	43	36,5	38	41
E	Top tube length ^{cm}	61	63	65	59	60	63
F	Wheelbase ^{cm}	113	115	117	111	112	115
G	Overall length ^{cm}	186	188	190	184	185	188
H	Bottom bracket height ^{cm}	28	28	28	28	28	28
	Wheel size ["]	28	28	28	28	28	28
	Front suspension travel ^{mm}	60	60	60	60	60	60

Swing

The sensitive suspension fork and the suspension seatpost, the smooth-running wheels and the pleasant assistance from the Bosch drives make riding on the Swing feel like floating.

Specifications

- ♣: 43 (26") / 46 / 51 / 56 cm (28")
- ◇ pastel blue
- ◇ black
- ◇ red
- ◇ cream



Swing urban / pastel blue / ♣: 51 cm



Swing Vario Active Plus / cream / ♣: 51 cm



Swing vario CX / black / ♣: 56 cm



Swing city / red / ♣: 43 cm

Swing city

- ⚡ Bosch Active Plus
- 🔋 Bosch PowerPack 500
- ➡ Bosch Intuvia
- 🏠 Suntour CR85 ^{26"} / RST Nova ML ^{28"}
- 🚲 Shimano Nexus, 8-speed
- 👂 Magura HS22
- 🌀 Schwalbe Big Ben 50-559 ^{26"}
- Schwalbe Big Ben 50-622 ^{28"}
- Schwalbe Energizer Plus 47-559 ^{26" (Δ red)}
- ☑️ Busch & Müller Lumotec IQ Avy LED
- ⚖️ 24,9 kg ^{26"} / 25,8 kg ^{28"}
- ➡️ 2,51–7,69 m ^{26"} / 2,48–7,60 m ^{28"}
- DK 24.700,00 DKK / SE 33.100,00 SEK

Swing vario CX

- ⚡ Bosch Performance CX
- 🔋 Bosch PowerPack 500
- ➡ Bosch Intuvia
- 🏠 Suntour CR85 ^{26"} / RST Nova ML ^{28"}
- 🚲 Enviolo 380 R&M Custom
- 👂 Magura HS22
- 🌀 Schwalbe Big Ben 50-559 ^{26"}
- Schwalbe Big Ben 50-622 ^{28"}
- Schwalbe Energizer Plus 47-559 ^{26" (Δ red)}
- ☑️ Busch & Müller Lumotec IQ Avy LED
- ⚖️ 26,0 kg ^{26"} / 26,9 kg ^{28"}
- ➡️ 2,30–8,72 m ^{26"} / 2,38–9,04 m ^{28"}
- DK 29.600,00 DKK / SE 39.700,00 SEK

Technical approvals

- Gross vehicle weight capacity: 130 kg
- Carrier: 20 kg
- Handlebar bag, basket: 3 kg
- Trailer approved singletrack: yes
- Trailer approved dualtrack: yes
- Bike-trailer approved: yes
- Children seat approved: yes ⁵

Swing city rücktritt

- ⚡ Bosch Active Plus
- 🔋 Bosch PowerPack 500
- ➡ Bosch Intuvia
- 🏠 Suntour CR85 ^{26"} / RST Nova ML ^{28"}
- 🚲 Shimano Nexus, 8-speed, back-pedal
- 👂 Magura HS22
- 🌀 Schwalbe Big Ben 50-559 ^{26"}
- Schwalbe Big Ben 50-622 ^{28"}
- Schwalbe Energizer Plus 47-559 ^{26" (Δ red)}
- ☑️ Busch & Müller Lumotec IQ Avy LED
- ⚖️ 25,2 kg ^{26"} / 26,1 kg ^{28"}
- ➡️ 2,51–7,69 m ^{26"} / 2,48–7,60 m ^{28"}
- DK 26.300,00 DKK / SE 35.300,00 SEK

Swing urban

- ⚡ Bosch Active Plus
- 🔋 Bosch PowerPack 500
- ➡ Bosch Intuvia
- 🏠 Suntour CR85 ^{26"} / RST Nova ML ^{28"}
- 🚲 Shimano Nexus, 8-speed
- 🔄 Gates belt drive CDX
- 👂 Magura HS22
- 🌀 Schwalbe Big Ben 50-559 ^{26"}
- Schwalbe Big Ben 50-622 ^{28"}
- Schwalbe Energizer Plus 47-559 ^{26" (Δ red)}
- ☑️ Busch & Müller Lumotec IQ Avy LED
- ⚖️ 24,6 kg ^{26"} / 25,5 kg ^{28"}
- ➡️ 2,44–7,49 m ^{26"} / 2,46–7,54 m ^{28"}
- DK 28.000,00 DKK / SE 39.700,00 SEK

Geometry

A	Frame height ^{cm}	43	46	51	56
B	Stepthrough height ^{cm}	44	44	44	44
C	Stack ^{cm}	60	64	64	64
D	Reach ^{cm}	37,5	41	41,5	41,5
E	Top tube length ^{cm}	58	63	63,5	63,5
F	Wheelbase ^{cm}	109,5	114,5	115	115
G	Overall length ^{cm}	176	187,5	188	188
H	Bottom bracket height ^{cm}	28	28	28	28
	Wheel size ["]	26	28	28	28
	Front suspension travel ^{mm}	50	60	60	60

Swing vario Active Plus

- ⚡ Bosch Active Plus
- 🔋 Bosch PowerPack 500
- ➡ Bosch Intuvia
- 🏠 Suntour CR85 ^{26"} / RST Nova ML ^{28"}
- 🚲 Enviolo 380 R&M Custom
- 👂 Magura HS22
- 🌀 Schwalbe Big Ben 50-559 ^{26"}
- Schwalbe Big Ben 50-622 ^{28"}
- Schwalbe Energizer Plus 47-559 ^{26" (Δ red)}
- ☑️ Busch & Müller Lumotec IQ Avy LED
- ⚖️ 26,0 kg ^{26"} / 26,9 kg ^{28"}
- ➡️ 2,14–8,14 m ^{26"} / 2,35–8,94 m ^{28"}
- DK 28.000,00 DKK / SE 37.500,00 SEK

Swing vario urban

- ⚡ Bosch Active Plus
- 🔋 Bosch PowerPack 500
- ➡ Bosch Intuvia
- 🏠 Suntour CR85 ^{26"} / RST Nova ML ^{28"}
- 🚲 Enviolo 380 R&M Custom
- 🔄 Gates belt drive CDX
- 👂 Magura HS22
- 🌀 Schwalbe Big Ben 50-559 ^{26"}
- Schwalbe Big Ben 50-622 ^{28"}
- Schwalbe Energizer Plus 47-559 ^{26" (Δ red)}
- ☑️ Busch & Müller Lumotec IQ Avy LED
- ⚖️ 25,6 kg ^{26"} / 26,6 kg ^{28"}
- ➡️ 2,32–8,81 m ^{26"} / 2,33–8,87 m ^{28"}
- DK 29.600,00 DKK / SE 39.700,00 SEK

Optional equipment

- 🧳 Front luggage carrier
- With cargo loading surface
- DK 830,00 DKK / SE 1.100,00 SEK

Tinker

The Tinker is a compact E-Bike with 20" wheels and a cleverly dimensioned frame. The angle- and height-adjustable stem and the adjustable seatpost make the Tinker perfectly adjustable for every rider.

Specifications

- 🔌 universal
- 🎨 orange metallic
- 🎨 azure metallic
- 🎨 black matt

Tinker touring HS*

- ⚙️ Bosch Performance Speed
- 🔋 Bosch PowerPack 500
- 📦 Bosch Intuvia
- 🌀 Spinner Grind 20"
- 🚲 Shimano Deore XT, 10-speed
- 🌀 Tektro Auriga
- 🌀 Schwalbe Big Ben Plus 55-406
- 🔋 Busch & Müller Lumotec IQ-X E (HS)
- 📦 23,8 kg
- 📏 2,37–9,03 m

DK 32.100,00 DKK / SE 44.200,00 SEK

Tinker vario

- ⚙️ Bosch Performance CX
- 🔋 Bosch PowerPack 500
- 📦 Bosch Intuvia
- 🌀 Spinner Grind 20"
- 🚲 Enviolo 380 R&M Custom
- 🌀 Gates belt drive CDX
- 🌀 Tektro Auriga
- 🌀 Schwalbe Big Ben Plus 55-406
- 🔋 Supernova E3 E-Bike
- 📦 24,9 kg
- 📏 2,15–8,18 m

DK 32.100,00 DKK / SE 43.100,00 SEK

Optional equipment

- 🚲 Suspension seatpost
Cane Creek Thudbuster ST
DK 1.240,00 DKK / 1.660,00 SEK
- 📦 Cargo attachment
Transforms the Tinker into
a compact Cargo bike
DK 580,00 DKK / SE 780,00 SEK

Technical approvals

- Gross vehicle weight capacity: 135 kg
- Carrier: 20 kg
- Handlebar bag, basket: – / 3 kg ³
- Trailer approved singletrack: yes
- Trailer approved dualtrack: yes ²
- Bike-trailer approved: –
- Children seat approved: yes ⁵

Geometry

A	Frame height ^{cm}	41
B	Stand-over height ^{cm}	65,5
E	Top tube length ^{cm}	55,5
F	Wheelbase ^{cm}	107
G	Overall length ^{cm}	159
H	Bottom bracket height ^{cm}	28,5
	Wheel size ["]	20
	Front suspension travel ^{mm}	80




Tinker vario / azure metallic



Tinker vario / orange metallic



Tinker touring HS* / black matt

Optional equipment:  Cane Creek Thudbuster ST





Load 60

Safe and comfortable thanks to Control Technology with full suspension. And surprisingly sporty too: The Load 60 E-Cargo bike effortlessly gets you to your destination – even with a full load and off the tarmac roads.

Specifications

- ⚙ universal
- ◊ white
- ◊ cyan
- ◊ urban safari
- ◊ graphite matt



Load 60 touring / cyan

Optional equipment: DualBattery, double child seat, child cover, low sidewalls (inside), carrier




Load 60 vario / urban safari



Load 60 touring HS* / white

Optional equipment: Low side walls (inside)



Load 60 vario / graphite matt

Optional equipment: High side walls

Technical approvals

- Gross vehicle weight capacity: 200 kg ¹
- Carrier: 20 kg
- Handlebar bag, basket: –
- Trailer approved singletrack: –
- Trailer approved dualtrack: yes ²
- Bike-trailer approved: –
- Children seat approved: yes ⁵

Load 60 touring

- ⚙ Bosch Performance CX
- 🔋 Bosch PowerPack 500
- 📄 Bosch Intuvia
- ↑ Suntour XCM32 20"
- 🛞 X-Fusion Glyde
- ⚙ Shimano Deore XT, 11-speed
- 🔋 Tektro Auriga
- ⊙ → Schwalbe Big Ben Plus 55-406
- ← ⊙ Schwalbe Big Ben Plus 55-559
- ⚙ Busch & Müller Lumotec IQ-X E
- ⚖ 35,0 kg
- ↔ 2,34–8,94 m
- DK 44.800,00 DKK / SE 60.100,00 SEK

Load 60 vario

- ⚙ Bosch Performance CX
- 🔋 Bosch PowerPack 500
- 📄 Bosch Intuvia
- ↑ Suntour XCM32 20"
- 🛞 X-Fusion Glyde
- 📄 Enviolo 380 R&M Custom
- 🔋 Tektro Auriga
- ⊙ → Schwalbe Big Ben Plus 55-406
- ← ⊙ Schwalbe Big Ben Plus 55-559
- ⚙ Busch & Müller Lumotec IQ-X E
- ⚖ 36,5 kg
- ↔ 2,33–8,85 m
- DK 47.300,00 DKK / SE 63.400,00 SEK

Geometry

A	Frame height ^{cm}	49
B	Stand-over height ^{cm}	55
E	Distance between Handlebar and saddle (centre)	57–77
F	Wheelbase ^{cm}	184
G	Overall length ^{cm}	248
H	Bottom bracket height ^{cm}	30,5
	Cargo area ^{cm}	56,5 x 39/45
	Front wheel size "	20
	Back wheel size "	26
	Front suspension travel ^{mm}	70
	Back suspension travel ^{mm}	80

Load 60 touring HS*

- ⚙ Bosch Performance Speed
- 🔋 Bosch PowerPack 500
- 📄 Bosch Intuvia
- ↑ Suntour XCM32 20"
- 🛞 X-Fusion Glyde
- ⚙ Shimano Deore XT, 11-speed
- 🔋 Tektro Auriga
- ⊙ → Schwalbe Big Ben Plus 55-406
- ← ⊙ Schwalbe Big Ben Plus 55-559
- ⚙ Busch & Müller Lumotec IQ-X E (HS)
- ⚖ 35,2 kg
- ↔ 2,46–9,41 m
- DK 49.700,00 DKK / SE 66.700,00 SEK

Load 60 vario HS*

- ⚙ Bosch Performance Speed
- 🔋 Bosch PowerPack 500
- 📄 Bosch Intuvia
- ↑ Suntour XCM32 20"
- 🛞 X-Fusion Glyde
- 📄 Enviolo 380 R&M Custom
- 🔋 Tektro Auriga
- ⊙ → Schwalbe Big Ben Plus 55-406
- ← ⊙ Schwalbe Big Ben Plus 55-559
- ⚙ Busch & Müller Lumotec IQ-X E (HS)
- ⚖ 37,6 kg
- ↔ 2,59–9,83 m
- DK 52.200,00 DKK / SE 70.000,00 SEK

Optional equipment

- 📄 Bosch Kiox
- DK 830,00 DKK / SE 1.100,00 SEK
- 📄 COBI.Bike.sport
- (not available for HS*-models)
- DK 1.400,00 DKK / SE 1.880,00 SEK
- 🔋 DualBattery (1.000 Wh)
- DK 7.400,00 DKK / SE 9.930,00 SEK

Options cargo area

Please refer to the online configurator for precise combinations of the equipment options

High side walls

Made of weather-resistant plastic, fitted inside

DK 1.240,00 DKK / 1.660,00 SEK

Low side walls, inside

Made of weather-resistant plastic, fitted inside

DK 660,00 DKK / SE 890,00 SEK

Low side walls, outside

Wooden, fitted outside, for commercial labelling (not configurable ex-works)

DK 740,00 DKK / SE 1000,00 SEK

Tarpaulin

For use in combination with high side walls

DK 830,00 DKK / SE 1.110,00 SEK

Double rear child seat

Used in combination with side walls, belts for two children

DK 1.320,00 DKK / SE 1.770,00 SEK

Child cover

Used in combination with side walls, offers protection from rain or insects, quickly fitted

DK 2.060,00 DKK / SE 2.760,00 SEK

Carrier

Enables a pannier to be fitted

(standard equipment with HS*-models)

DK 1.070,00 DKK / SE 1.440,00 SEK

Additional chain for 130 cm lock including chain bag

Complements the standard frame lock

DK 420,00 DKK / SE 560,00 SEK

Load 75

Compared to its "little" brother, the Load 75 has only 6% more outer length, but 50% more cargo space – and is still just as agile and manoeuvrable.

Specifications

- ⚙️ universal
- ⬭ graphite matt
- ⬭ white



Load 75 touring / graphite matt



Load 75 vario HS* / white

Optional equipment: Low side walls

Technical approvals

- Gross vehicle weight capacity: 200 kg ¹
- Carrier: 20 kg
- Handlebar bag, basket: –
- Trailer approved singletrack: –
- Trailer approved dualtrack: yes ²
- Bike-trailer approved: –
- Children seat approved: yes ⁵

Load 75 touring

- ⚙ Bosch Performance CX
- 🔋 Bosch PowerPack 500
- 📖 Bosch Intuvia
- 📏 Suntour XCM32 20"
- 🛞 X-Fusion Glyde
- 🚒 Shimano Deore XT, 11-speed
- 🔄 Tektro Auriga
- 👉 Schwalbe Big Ben Plus 55-406
- 👈 Schwalbe Big Ben Plus 55-559
- ⚖ Busch & Müller Lumotec IQ-X E
- 📊 36,5 kg
- 📏 2.34–8.94 m
- DKK 46.400,00 DKK / SE 62.300,00 SEK

Load 75 vario

- ⚙ Bosch Performance CX
- 🔋 Bosch PowerPack 500
- 📖 Bosch Intuvia
- 📏 Suntour XCM32 20"
- 🛞 X-Fusion Glyde
- 📏 Enviolo 380 R&M Custom
- 🔄 Tektro Auriga
- 👉 Schwalbe Big Ben Plus 55-406
- 👈 Schwalbe Big Ben Plus 55-559
- ⚖ Busch & Müller Lumotec IQ-X E
- 📊 38.0 kg
- 📏 2.33–8.85 m
- DKK 48.900,00 DKK / SE 65.600,00 SEK

Geometry

A	Frame height ^{cm}	49
B	Stand-over height ^{cm}	55
E	Distance between Handlebar and saddle (centre) ^{cm}	57–77
F	Wheelbase ^{cm}	200.5
G	Overall length ^{cm}	264.5
H	Bottom bracket height ^{cm}	30.5
	Cargo area ^{cm}	71.5 x 39/45
	Front wheel size "	20
	Back wheel size "	26
	Front suspension travel ^{mm}	70
	Back suspension travel ^{mm}	80

Load 75 touring HS*

- ⚙ Bosch Performance Speed
- 🔋 Bosch PowerPack 500
- 📖 Bosch Intuvia
- 📏 Suntour XCM32 20"
- 🛞 X-Fusion Glyde
- 🚒 Shimano Deore XT, 11-speed
- 🔄 Tektro Auriga
- 👉 Schwalbe Big Ben Plus 55-406
- 👈 Schwalbe Big Ben Plus 55-559
- ⚖ Busch & Müller Lumotec IQ-X E (HS)
- 📊 37,6 kg
- 📏 2.46–9.41 m
- DKK 51.400,00 DKK / SE 68.900,00 SEK

Load 75 vario HS*

- ⚙ Bosch Performance Speed
- 🔋 Bosch PowerPack 500
- 📖 Bosch Intuvia
- 📏 Suntour XCM32 20"
- 🛞 X-Fusion Glyde
- 📏 Enviolo 380 R&M Custom
- 🔄 Tektro Auriga
- 👉 Schwalbe Big Ben Plus 55-406
- 👈 Schwalbe Big Ben Plus 55-559
- ⚖ Busch & Müller Lumotec IQ-X E (HS)
- 📊 39.1 kg
- 📏 2.59–9.83 m
- DKK 53.800,00 DKK / SE 72.200,00 SEK

Optional equipment

- 📖 Bosch Kiox
- DKK 830,00 DKK / SE 1.100,00 SEK
- 📖 COBI.Bike sport (not available for HS*-models)
- DKK 1.400,00 DKK / SE 1.880,00 SEK
- 🔋 DualBattery (1.000 Wh)
- DKK 7.400,00 DKK / SE 9.930,00 SEK

Options cargo area

Please refer to the online configurator for precise combinations of the equipment options

High side walls

Made of weather-resistant plastic, fitted inside
DKK 1.240,00 DKK / SE 1.660,00 SEK

Low side walls

Made of weather-resistant plastic, fitted inside
DKK 660,00 DKK / SE 890,00 SEK

Tarpaulin

For use in combination with high side walls, cannot be combined with the single front child seat for Load 75
DKK 830,00 DKK / SE 1.110,00 SEK

Double rear child seat

Used in combination with side walls, belts for two children
DKK 1.320,00 DKK / SE 1.770,00 SEK

Single front child seat/
additional footwell/rear bag

Used in combination with the double child seat, belts for 3rd child and more spacious footwell for children
DKK 1.650,00 DKK / SE 2.210,00 SEK

Front luggage shelf

Used in combination with the single child seat, fits e.g. for bags or beverage crate
DKK 830,00 DKK / SE 1.100,00 SEK

Child cover

Used in combination with side walls, offers protection from rain or insects, quickly fitted
DKK 2.880,00 DKK / SE 3.860,00 SEK

Carrier

Enables a pannier to be fitted (standard equipment with HS*-models)
DKK 1.070,00 DKK / SE 1.440,00 SEK

Additional chain for 130 cm lock including chain bag for Load

Complements the standard frame lock
DKK 420,00 DKK / SE 560,00 SEK

Packster 40

The Packster 40 is surprisingly manoeuvrable and so compact that it is barely longer than a conventional bike, despite its large cargo area. This and the clever equipment options make the Packster 40 the perfect companion for everyday use.

Specifications

- 🚲 universal
- 🔺 racing red
- 🔺 light grey



Packster 40 touring / racing red

Optional equipment: DualBattery, Carry System, child seat



Packster 40 touring / light grey

Optional equipment: Box, carrier

Packster 40 touring

- ⚙ Bosch Performance CX
 - 📦 Bosch PowerPack 500
 - 📦 Bosch Purion
 - 📏 Spinner Grind 20"
 - ⚙ Shimano Deore, 10-speed
 - 🔌 Tektro Auriga
 - 👉 Schwalbe Big Ben Plus 55-406
 - 👈 Schwalbe Big Ben Plus 55-559
 - 📏 Supernova E3 E-Bike
 - 📏 29,9 kg
 - 📏 2,34–8,94 m
- DK 36.600,00 DKK / SE 49.100,00 SEK

Packster 40 vario

- ⚙ Bosch Performance CX
 - 📦 Bosch PowerPack 500
 - 📦 Bosch Purion
 - 📏 Spinner Grind 20"
 - 📏 Enviolo 380 R&M Custom
 - 📏 Gates belt drive CDX
 - 🔌 Tektro Auriga
 - 👉 Schwalbe Big Ben Plus 55-406
 - 👈 Schwalbe Big Ben Plus 55-559
 - 📏 Supernova E3 E-Bike
 - 📏 31,9 kg
 - 📏 2,40–9,13 m
- DK 41.500,00 DKK / SE 55.700,00 SEK

Technical approvals

- Gross vehicle weight capacity: 160 kg ¹
- Carrier: 20 kg
- Handlebar bag, basket: –
- Trailer approved singletrack: –
- Trailer approved dualtrack: yes ²
- Bike-trailer approved: –
- Children seat approved: yes ⁵

Packster 40 touring HS*

- ⚙ Bosch Performance Speed
 - 📦 Bosch PowerPack 500
 - 📦 Bosch Purion
 - 📏 Suntour XCM32 20"
 - ⚙ Shimano Deore, 10-speed
 - 🔌 Tektro Auriga
 - 👉 Schwalbe Big Ben Plus 55-406
 - 👈 Schwalbe Big Ben Plus 55-559
 - 📏 Busch & Müller Lumotec IQ-X E (HS)
 - 📏 31,0 kg
 - 📏 2,46–9,41 m
- DK 41.500,00 DKK / SE 55.700,00 SEK

Packster 40 vario HS*

- ⚙ Bosch Performance Speed
 - 📦 Bosch PowerPack 500
 - 📦 Bosch Purion
 - 📏 Suntour XCM32 20"
 - 📏 Enviolo 380 R&M Custom
 - 📏 Gates belt drive CDX
 - 🔌 Tektro Auriga
 - 👉 Schwalbe Big Ben Plus 55-406
 - 👈 Schwalbe Big Ben Plus 55-559
 - 📏 Busch & Müller Lumotec IQ-X E (HS)
 - 📏 33,0 kg
 - 📏 2,40–9,13 m
- DK 46.400,00 DKK / SE 62.300,00 SEK

Geometry

A	Frame height ^{cm}	49
B	Stand-over height ^{cm}	59
E	Distance between Handlebar and saddle (centre)	64–71
F	Wheelbase ^{cm}	166
G	Overall length ^{cm}	227
H	Bottom bracket height ^{cm}	28
I	Cargo area, length ^{cm}	40,5
	Wheel size front ["]	20
	Wheel size back ["]	26
	Front suspension travel ^{mm}	60

Optional equipment

- 📦 COBI.Bike sport
(not available for HS*-models)
DK 1.650,00 DKK / SE 2.210,00 SEK
- 📦 DualBattery (1.000 Wh)
only in combination with a Box or Carry System
DK 7.400,00 DKK / SE 9.930,00 SEK

Options cargo area

Please refer to the online configurator for precise combinations of the equipment options

Box

Wooden box, folding or removable side walls
DK 1.240,00 DKK / SE 1.660,00 SEK

Carry System

Frame with padded Cordura side walls
DK 1.650,00 DKK / SE 2.210,00 SEK

Single child seat

For use with Carry System, belts for one child
DK 1.240,00 DKK / SE 1.660,00 SEK

Glove compartment, lockable

For Box or Carry System, cannot be combined with child seat
DK 740,00 DKK / SE 1.000,00 SEK

Tarpaulin

For use with the Box or Carry System
DK 740,00 DKK / SE 1.000,00 SEK

Carrier

Enables a pannier to be fitted (standard equipment with HS*-models)
DK 1.070,00 DKK / SE 1.440,00 SEK

Additional chain for 130 cm lock

including chain bag for Packster
For use with the Box or Carry System, enhances the standard frame lock
DK 420,00 DKK / SE 560,00 SEK

Packster 60/80

Spontaneous family outing, weekly shopping and frequent rider changes: the Packster 60 is extraordinarily variable and spacious. Its cargo space is large enough to fit two children and the rapid height adjustment of saddle and handlebar means the Packster 60 can be adapted to almost any body size.

No matter what you want to transport with the Packster 80, with a loading length of 80 cm you can fit just about everything in. The Packster 80 remains easy to handle and its high stability impresses in city traffic.

Specifications Packster 60

- ⚙️ universal
- ◊ urban grey metallic
- ◊ light grey

Specifications Packster 80

- ⚙️ universal
- ◊ light grey



Packster 60 vario / urban grey metallic
Optional equipment: Box, child seat, child cover



Packster 80 touring HS* / light grey
Optional equipment: Box

Packster 60/80 touring

- ⚙ Bosch Performance CX
- 🔋 Bosch PowerPack 500
- 🔋 Bosch Purion
- 📏 Suntour XCM32 20"
- 🚒 Shimano Deore, 10-speed
- 🔗 Tektro Auriga
- 👉 Schwalbe Big Ben Plus 55-406
- 👈 Schwalbe Super Moto-X 62-584
- ⚖ Supernova E3 E-Bike
- 📦 34,9 kg Packster 60 /
36,5 kg Packster 80
- 📏 2,22–8,46 m
- DK 38.200,00 DKK / SE 51.300,00 SEK Packster 60
- DK 39.000,00 DKK / SE 52.400,00 SEK Packster 80

Packster 60/80 vario

- ⚙ Bosch Performance CX
- 🔋 Bosch PowerPack 500
- 🔋 Bosch Purion
- 📏 Suntour XCM32 20"
- 🚒 Enviolo 380 R&M Custom
- 🔗 Gates belt drive CDX
- 🔗 Tektro Auriga
- 👉 Schwalbe Big Ben Plus 55-406
- 👈 Schwalbe Super Moto-X 62-584
- ⚖ Supernova E3 E-Bike
- 📦 37,1 kg Packster 60 /
38,7 kg Packster 80
- 📏 2,15–8,17 m
- DK 42.300,00 DKK / SE 56.800,00 SEK Packster 60
- DK 43.100,00 DKK / SE 57.900,00 SEK Packster 80

Technical approvals

- Gross vehicle weight capacity: 200 kg ¹
- Carrier: 20 kg
- Handlebar bag, basket: –
- Trailer approved singletrack: –
- Trailer approved dualtrack: yes ²
- Bike-trailer approved: –
- Children seat approved: yes ⁵

Packster 60/80 touring HS*

- ⚙ Bosch Performance Speed
- 🔋 Bosch PowerPack 500
- 🔋 Bosch Purion
- 📏 Suntour XCM32 20"
- 🚒 Shimano Deore, 10-speed
- 🔗 Tektro Auriga
- 👉 Schwalbe Big Ben Plus 55-406
- 👈 Schwalbe Super Moto-X 62-584
- ⚖ Busch & Müller Lumotec IQ-X E (HS)
- 📦 36,0 kg Packster 60 / 37,6 kg Packster 80
- 2,35–8,96 m
- DK 43.100,00 DKK / SE 57.900,00 SEK Packster 60
- DK 44.000,00 DKK / SE 59.000,00 SEK Packster 80

Packster 60/80 vario HS*

- ⚙ Bosch Performance Speed
- 🔋 Bosch PowerPack 500
- 🔋 Bosch Purion
- 📏 Suntour XCM32 20"
- 🚒 Enviolo 380 R&M Custom
- 🔗 Gates belt drive CDX
- 🔗 Tektro Auriga
- 👉 Schwalbe Big Ben Plus 55-406
- 👈 Schwalbe Super Moto-X 62-584
- ⚖ Busch & Müller Lumotec IQ-X E (HS)
- 📦 38,2 kg Packster 60 / 39,8 kg Packster 80
- 2,51–9,54 m
- DK 47.300,00 DKK / SE 63.400,00 SEK Packster 60
- DK 48.100,00 DKK / SE 64.500,00 SEK Packster 80

Geometry

	Packster 60	Packster 80
A Frame height ^{cm}	49	49
B Stand-over height ^{cm}	59,5	59,5
E Distance between Handlebar and saddle (centre)	64–71	64–71
F Wheelbase ^{cm}	186,5	207,5
G Overall length ^{cm}	248,5	269,5
H Bottom bracket height ^{cm}	28,5	28,5
Cargo area, length ^{cm}	60,5	80,5
Wheel size front ["]	20	20
Wheel size back ["]	27,5	27,5
Front suspension travel ^{mm}	70	70

Optional equipment

- 🔧 COBI.Bike sport
(not available for HS*-models)
DK 1.650,00 DKK / SE 2.210,00 SEK
- 🔋 DualBattery (1.000 Wh)
With Packster 60 only in combination with a Box
DK 7.400,00 DKK / SE 9.930,00 SEK

Options cargo area

Please refer to the online configurator for precise combinations of the equipment options

Boards

Narrow wooden boards for front, bottom and rear

DK 830,00 DKK / SE 1.100,00 SEK

Box

Wooden box, removable side walls

DK 2.060,00 DKK / SE 2.760,00 SEK

Double child seat

For use with box, belts for two children

DK 1.240,00 DKK / SE 1.660,00 SEK

Tarpaulin

For use with the Box

DK 830,00 DKK / SE 1.110,00 SEK

Child cover

Used in combination with the Box

DK 2.880,00 DKK / SE 3.860,00 SEK

Bag

Ortlieb bag with bracket for use with

Packster 60 with boards

DK 830,00 DKK / SE 1.110,00 SEK

Carrier

Enables a pannier to be fitted

(standard equipment with HS*-models)

DK 1.070,00 DKK / SE 1.440,00 SEK

Additional chain for 130 cm lock

including chain bag for Packster

For use with the Box or Carry System,

enhances the standard frame lock

DK 420,00 DKK / SE 560,00 SEK





Birdy

The Birdy is a SEISS pocket knife that you can mount and ride away on. With full suspension. Its cleverly thought-out frame, with no hinge joint in the main frame, and the adapted gear ratio deliver a riding experience just like any normal bike.

Specifications

- 🔧 universal
- ◊ cyan
- ◊ lime
- ◊ white
- ◊ graphite matt



Birdy city / white

Optional equipment: † Comfort



Birdy rohloff / lime

Optional equipment: † comfort / carrier



Birdy touring / graphite matt

Optional equipment: † Sport



Birdy city / cyan

Optional equipment: † comfort / carrier, Lowrider



Birdy city

- Leading link front suspension fork
- Birdy-elastomer
- Shimano Nexus, 8-speed
- Shimano Deore
- Schwalbe Big Apple 50-355 Reflex
- Supernova E3 Pure 3S
- 12,9 kg
- 2,37–7,27 m
- DK 19.800,00 DKK / SE 26.500,00 SEK

Birdy touring

- Leading link front suspension fork
- Birdy-elastomer
- Shimano Deore, 10-speed
- Shimano Deore
- Schwalbe Marathon Racer 40-355
- 10,9 kg
- 2,19–7,80 m
- DK 18.900,00 DKK / SE 25.400,00 SEK

Birdy rohloff

- Leading link front suspension fork
- Birdy-elastomer
- Rohloff Speedhub, 14-speed
- Shimano Deore
- Schwalbe Big Apple 50-355 Reflex
- Supernova E3 Pure 3S
- 13,1 kg
- 1,50–8,02 m
- DK 30.400,00 DKK / SE 40.800,00 SEK

Optional equipment

Sport or Comfort stem, adjustable height,
Can be selected at no surcharge

Carrier

Suitable for use with panniers
DK 830,00 DKK / SE 1.110,00 SEK

Lowrider

Includes inline rollers for the carrier
(Birdy can be pulled on the lowrider)
DK 580,00 DKK / SE 780,00 SEK

Pannier bracket for handlebar

Includes KLICKfix handlebar adapter,
lockable (cannot be factory configured)
DK 420,00 DKK / SE 560,00 SEK

Supernova lighting with hub dynamo
For Birdy touring (standard equipment
with all other models)

DK 1.650,00 DKK / SE 2.210,00 SEK

Abus Bordo 90 cm folding lock

Perfect for use with Birdy,
thanks to the longer Velcro straps
DK 740,00 DKK / SE 1.000,00 SEK

SKS Spaero Sport air pump, Deep Black

Modified for Birdy, fits into the seatpost
DK 330,00 DKK / SE 450,00 SEK

MKS Ezy Promenade detachable pedals

Quickly and easily removed
(cannot be factory configured)
DK 660,00 DKK / SE 890,00 SEK

Protective cover

Durable nylon
(cannot be factory configured)
DK 500,00 DKK / SE 670,00 SEK

Frame bag

Fits under the top tube
(cannot be factory configured)
DK 330,00 DKK / SE 450,00 SEK

Rear elastomer yellow/green

Yellow = soft, Green = harder
(cannot be factory configured)
DK 130,00 DKK / SE 170,00 SEK

Front shock absorber, harder

Harder fork elastomer
(cannot be factory configured)
DK 130,00 DKK / SE 170,00 SEK

Technical approvals

Gross vehicle weight capacity: 120 kg

Carrier: 15 kg

Handlebar bag, basket: 3 kg

Trailer approved singletrack: –

Trailer approved dualtrack: yes

Bike-trailer approved: –

Children seat approved: –

Geometry

A	Frame height ^{cm}	49
B	Stepthrough height ^{cm}	55
E	Top tube length ^{cm}	60
F	Wheelbase ^{cm}	101
G	Overall length ^{cm}	147
H	Bottom bracket height ^{cm}	28
	Wheel size ["]	18
	Front suspension travel ^{mm}	30
	Rear suspension travel ^{mm}	60



Technology by Riese & Müller

Every Riese & Müller bike represents a precisely thought out concept to suit a specific purpose, born out of our passion and unique approach.

We strive for perfection, aspire to innovation and embrace experimentation – at all times and down to the last detail. To us this is the only way to create the powerful riding experience that characterises every Riese & Müller bike.

Control Technology

The active rear swing arm, optimised front wheel suspension and the co-sprung luggage carrier make up the core of the models that have been developed based on the Riese & Müller Control Technology. These are the Homage, Culture, Delite and Load.

The Control Technology ensures increased road holding and maximum safety at high speeds, during sporty rides and much improved traction in tricky situations. Vibrations and hard knocks like those experienced on cobbles or kerbs are simply smoothed out. Your luggage is also protected by the co-sprung luggage carrier. Since it is securely attached to the main frame, your luggage is cushioned too. This increases riding safety and road holding, even with heavy loads. The Control Technology's suspension system responds with extreme sensitivity, offering top-class suspension comfort.

The result is powerful propulsion and sporty riding without any loss of energy.

Bosch's eBike ABS is another component employed by Riese & Müller to complement the successful Control Technology, thereby increasing the safety and riding dynamics of its E-Bikes.** This new development uses an intelligent system to prevent the front wheel from locking and to limit lifting of the rear wheel. This reduces the braking distance and the risk of going over the front wheel or toppling over.

**ABS is available throughout Europe for the Homage GT and Delite GT, but not for Delite GTS, mountain and rohloff models and not in combination with Fox components and Cobi.





DualBattery

Riese & Müller is one of the first companies to integrate two 500 Wh batteries into a new E-Bike concept – DualBattery Technology – thereby combining a sporty riding experience with unbeatable range.

All models with optional DualBattery Technology include two batteries on the frame in such a way that they are harmoniously integrated into the lines and assist the riding behaviour of our bikes. While riding, the batteries alternate. The system automatically tracks the charge states of both batteries and switches between them when it detects a charge difference of five percent. This ensures that both batteries are used in an equal manner. If necessary, riders also have the option to use just one battery. In this case, it doesn't matter which unit the battery is attached to. The batteries are charged directly on the bike or external by the same charger.

The DualBattery Technology means there is almost no limit to the distance of a ride. For short trips and in day-to-day use, the technology offers a real boost in convenience as it requires significantly less frequent charging. Basically: Twice the batteries. Twice the range. Twice the freedom.

Integration

By fully integrating a Bosch PowerTube battery into the E-Bike frame, we are setting new standards. Following the success of the Charger and Supercharger, now the Nevo, the Homage and the Culture also impress with a highly functional, sporty and above all integrated design.

The frame structure is cast in one piece because the Bosch PowerTube batteries are fully integrated into the down tube. The Supercharger is equipped with DualBattery Technology as standard. The second Bosch PowerTube is integrated in the top tube. When it needs to be charged the battery can be quickly removed or charged directly on the bike. Plastic covers enclose the batteries when riding and protect the internals from moisture and stone chips.

Gear

Whatever your plans and your expectations, you will find the perfect gear among the Riese & Müller E-Bikes. The comfortable hub gears and sporty derailleur gears together make up a broad and very customisable range of equipment.

For sporty riders, our touring, mountain and light E-Bike models are fitted with a 10- or 11-speed Shimano derailleur gear. All vario models from Riese & Müller are equipped with the continuous Enviolo 380 hub gear, allowing you to always ride in the perfect gear without any gaps between shifts. The automatic models feature the automatic Enviolo H-Sync 380 hub gear. Our city and urban E-Bike models (excluding the Roadster) are equipped with the Shimano Nexus 8-speed hub gear with coasting. The city back-pedal models have the same gear, but with back-pedal brake.

Some models are equipped with electronic gears. Two versions from Shimano are used, the XTR Di2 derailleur gear on the Delite GTS and the Alfine Di2 hub gear on the Roadster urban and Roadster GT urban. The name stands for Digital Integrated Intelligence: gears are changed simply electronically and accurately by the push of a button and entirely without mechanical cables. One new feature is that all E-Bike models with Rohloff hubs are equipped with electronic Rohloff E-14 gears. This links the mechanical Rohloff Speedhub 14-speed gear hub to the eShift function of the Bosch E-Bike system – an electronic gear shift activation unit.



Bosch System

Reliable, performance-oriented and innovative – these are the standards to which we hold our E-Bikes, as well as all components and especially the drive system. That's why all Riese & Müller E-Bikes are equipped with the industry-leading Bosch drive system. As a close partner, we are collaborating to constantly enhance the system further.

The Bosch Active and Performance line motors provide impressively powerful drives and are among the most reliable on the market. With pedal assistance of up to 25 km/h, and up to 45 km/h on our HS*-models, you can reach any destination effortlessly.

Our E-Bikes are powered by state-of-the-art Bosch lithium-ion batteries with a capacity of 500 Wh. The battery capacity of 1,000 Wh is achieved by means of DualBattery Technology with two batteries used in parallel.



Equipment

By constantly testing our bikes in various ways, we are able to optimise the features they offer too. There is a customised equipment option to suit every purpose ensuring that our bikes meet our expectations in terms of innovation.

Our equipment range extends from smart solutions for hooking up and locking the bike (Abus Bordo Plus folding lock and Abus Bordo Alarm, integrated cable lock and frame lock with optional chain lock), to versatile transport options such as child seats, boxes and covers for our E-Cargo bikes, to high-quality suspension forks and components from Fox.

Displays

The control centres of Riese & Müller E-Bikes are their Bosch displays. Depending on the model, our E-Bikes are equipped with the proven Intuvia or Purion display as standard. The Purion's sleek design bundles all relevant information on a small, easy-to-read display.

The Purion is highly efficient, lightweight and trimmed down to the essentials. For selected models the new Bosch Kiox is available as an option. The scratch-resistant Kiox colour screen is easy to read in intense sunlight, while the magnetic holder ensures simple handling.

The ultra-modern Kiox is small, robust, compact and ready for the E-Bike future.

COBI.Bike sport turns your smartphone into an on-board computer. Using the COBI.Bike app and the docking station (COBI.Bike Hub), your smartphone connects with the E-Bike – and immediately you can use many convenient functions: smart navigation, cycling weather, alarm system and much more.





Published by:

Riese & Müller GmbH
Am Alten Graben 2, 64367 Mühlthal, Germany
+49 6151 36686-0

Photography / Production:

Michael Müller
Sebastian Linder
Sabrina Aigner
Huidi Lauhoff

Riese & Müller:

Timo Arlt
Sylwester Babicz
Christina Hermainski
Corinna Mühlsiegl
Volker Weinmann
Dr. Sandra Wolf

Bike photography:

Kay Tkatzik

Print:

Druckerei Lokay

We would like to thank our partners for their support during our photo shoots: The clothing shops Heckmann, Soulid and P2 in Darmstadt and the manufacturers Abus August Bremicker Söhne KG, GARMONT INTERNATIONAL, KASK S.p.a. ad unco socio, Maloja Clothing GmbH, UVEX SPORTS GmbH & Co. KG and VAUDE Sport GmbH & Co. KG.

This brochure is made of 100% recycled paper which has been certified with the Blue Angel (Blauer Engel) ecolabel. It is particularly low in harmful substances and conserves natural resources. In printing this brochure, environmentally friendly inks were used and any ensuing CO₂ emissions compensated for via environmental protection projects.



WK9

www.blauer-engel.de/uz195

Terminology

GT "Gran Turismo" Comfortable E-Bike riding. Perfect on tarmac or light terrain for day-to-day riding, touring and travelling.

GX Pure riding fun in light terrain with gravel, sand and dirt tracks. Also suitable for all-round and road riding.

GH In GH models all components at the contact points are even more stable and designed for a permissible total weight of 160 kg. An E-Bike for every situation and rider.

HS* HS*-models support up to 45 km/h, registration is required.

Statutory liability and warranty

























Limited warranty: The limited warranty period for your E-Bike is two years starting from the date you collect your E-Bike from your dealer. Although we adhere to the freedom from defects of all components for two years, some components are subject to wear due to their function and must be replaced when their wear limit is reached. Essentially this includes all components of the drivetrain (chain, sprockets, chainwheel, belt), the gear cables, the brake pads, discs and rims, the tires and the rubber grips. These wearing parts are not covered by the limited warranty for defects. Furthermore, the battery (battery cells) of your E-Bike is also subject to wear; in this case special operating and maintenance instructions must be observed.

Warranty: Notwithstanding the regular warranty for defects, we grant you a five-year warranty for frame failure for all E-Bike models according to our warranty conditions. Furthermore, we grant you a voluntary warranty on the battery of two years: we guarantee that the battery will still have a capacity of 60% after two years or 500 charge cycles (whichever occurs first). All warranty promises relate to private customers at initial purchase.

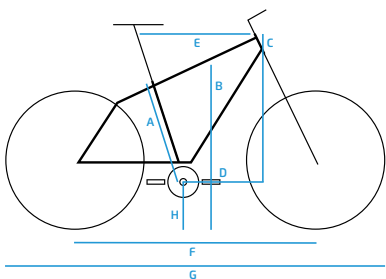
Technical approvals (footer)

- 1 Maximum rider weight: 115 kg,
maximum load on the loading area:
100 kg, Packster 40: 60 kg.
- 2 For HS*-models it is only allowed to
transport children in children seats
and not in a trailer. For HS*-models an
approved trailer hitch is necessary.
Attention: At this time we are un-
aware of a trailer with an approved
trailer hitch.
- 3 First figure: HS*-models
- 4 All GH models:
Maximum cyclist weight: 125 kg,
gross vehicle weight capacity: 160 kg
- 5 Maximum weight of 15 kg for child
seats for carrier mounting.
Multicharger: Maximum weight
of 25 kg for child seats for carrier
mounting. Not allowed are sharp-
edged metal clamps and deformation
due to excessive clamping forces.

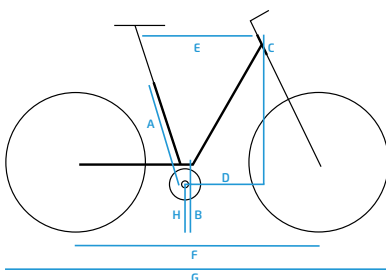
Glossary of terms

	Frame height		Electric hub gear
	Colour		Belt drive
	Motor		Disc brakes
	Battery		Rim brakes
	DualBattery		Tires
	Display		Tires front
	Suspension fork		Tires back
	Rear shock		Front light
	Suspension Fox		Weight
	Stem		Gear ratio
	Derailleur gear		Bosch ABS-System
	Hub gear		Carrier

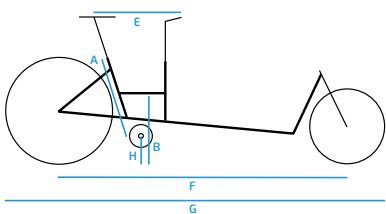
Geometry



Delite, Supercharger, Multicharger, Charger, Cruiser, Roadster, Tinker, Birdy



Homage, Culture GT, Culture, Nevo GT/GH, Nevo GX, Nevo, Multicharger Mixte, Charger Mixte, Cruiser Mixte, Swing



Load 60, Load 75, Packster 40, Packster 60, Packster 80

Stand-over height Measured perpendicularly over the front pedal.

Stepthrough height Vertical distance from the floor to the top tube.

Stack Vertical distance between the centre of the bottom bracket and the centre of the upper edge of the head tube.

Reach Horizontal distance between the centre of the bottom bracket and the centre of the upper edge of the head tube.

Rücktritt Pedal back break

← Glossary of terms and geometry

